



For Immediate Release

Contact: Michael Burns, City Manager
City of Lowell, 616.897.8457

City of Lowell will hold virtual City Council Meeting on Monday December 21, 2020

As a result of COVID -19 and the current social distancing practices being mandated statewide, the City of Lowell City Council will holding their regular City Council Meeting via teleconferencing on Monday December 21, 2020 at 7:00 P.M.

The City Council will meet via the Zoom Computer Teleconferencing System. The meeting will be held in compliance with Public Act 228 of 2020 pertaining to the ability to conduct public meetings remotely.

The Zoom application allows for interactive public participation. The meeting will be available to those via online and/or telephone. To participate in the meeting via Zoom here is the contact information below:

Join Zoom Meeting

<https://us02web.zoom.us/j/84946231823>

Meeting ID: 849 4623 1823

One tap mobile

+13126266799,,84946231823# US (Chicago)

+16465588656,,84946231823# US (New York)

Dial by your location

+1 312 626 6799 US (Chicago)

+1 646 558 8656 US (New York)

+1 301 715 8592 US (Washington D.C)

+1 346 248 7799 US (Houston)

+1 669 900 9128 US (San Jose)

+1 253 215 8782 US (Tacoma)

Meeting ID: 849 4623 1823

You may also provide input or ask questions of the City Council relating to any items of business that will come before them at the meeting by emailing the City Clerk at sullery@ci.lowell.mi.us who will forward them to the City Council, or by mailing them via regular U.S. Postal service to c/o City Clerk, City of Lowell, 301 E. Main St, Lowell, MI 49331, or by calling 616-897-8457.

Persons with disabilities may attend and participate using any of the above described methods. If you require special accommodations, please email mburns@ci.lowell.mi.us and we will be happy to accommodate you. If you have any questions or need further assistance, please email sullery@ci.lowell.mi.us. More meeting information, including the meeting agenda, will be available at our website www.lowellmi.gov.

According to the Attorney General, interrupting a public meeting in Michigan with hate speech or profanity could result in criminal charges under several State statutes relating to Fraudulent Access to a Computer or Network (MCL 752.797) and/or Malicious Use of Electronics Communication (MCL 750.540). According to the US Attorney for Eastern Michigan, Federal charges may include disrupting a public meeting, computer intrusion, using a computer to commit a crime, hate crimes, fraud, or transmitting threatening communications. Public meetings are being monitored and violations of statutes will be prosecuted.

###



301 East Main Street
Lowell, Michigan 49331
Phone (616) 897-8457
Fax (616) 897-4085

CITY OF LOWELL
CITY COUNCIL AGENDA
MONDAY, DECEMBER 21, 2020, 7:00 P.M.

Join Zoom Meeting

<https://us02web.zoom.us/j/84946231823>

Meeting ID: 849 4623 1823

One tap mobile

+13126266799,,84946231823# US (Chicago)

+16465588656,,84946231823# US (New York)

Dial by your location

+1 312 626 6799 US (Chicago)

+1 646 558 8656 US (New York)

+1 301 715 8592 US (Washington D.C)

+1 346 248 7799 US (Houston)

+1 669 900 9128 US (San Jose)

+1 253 215 8782 US (Tacoma)

Meeting ID: 849 4623 1823

Find your local number: <https://us02web.zoom.us/j/84946231823>

1. CALL TO ORDER; PLEDGE OF ALLEGIANCE; ROLL CALL

2. CONSENT AGENDA

- Approval of the Agenda.
- Approve and place on file the Regular meeting minutes of December 7, 2020 meeting.
- Authorize payment of invoices in the amount of \$478,259.08.

3. CITIZEN DISCUSSION FOR ITEMS NOT ON THE AGENDA

IF YOU WISH TO ADDRESS AN AGENDA ITEM, PUBLIC COMMENT FOR EACH ITEM WILL OCCUR AFTER THE INITIAL INFORMATION IS SHARED ON THE MATTER AND INITIAL DELIBERATIONS BY THE PUBLIC BODY. PUBLIC COMMENT WILL OCCUR BEFORE A VOTE ON THE AGENDA ITEM OCCURS.

4. OLD BUSINESS.

- Lowell Township Water/Wastewater
- Showboat
- MERS
- COVID – 19
- Line shack

5. NEW BUSINESS

- PROTEC – Membership

6. BOARD/COMMISSION REPORTS

7. BUDGET REPORT

8. MONTHLY REPORTS
9. MANAGER'S REPORT
10. APPOINTMENTS
11. COUNCIL COMMENTS
12. ADJOURNMENT

NOTE: Any person who wishes to speak on an item included on the printed meeting agenda may do so. Speakers will be recognized by the Chair; at which time they will be allowed five (5) minutes maximum to address the Council. A speaker representing a subdivision association or group will be allowed ten (10) minutes to address the Council.



301 East Main Street
Lowell, Michigan 49331
Phone (616) 897-8457
Fax (616) 897-4085
www.ci.lowell.mi.us

MEMORANDUM

TO: Lowell City Council
FROM: Michael Burns, City Manager
RE: Council Agenda for Monday, December 21, 2020

1. CALL TO ORDER; PLEDGE OF ALLEGIANCE; ROLL CALL
2. CONSENT AGENDA

- Approval of the Agenda.
- Approve and place on file the Regular meeting minutes of December 7, 2020.
- Authorize payment of invoices in the amount of \$478,259.08.

3. CITIZEN DISCUSSION FOR ITEMS NOT ON THE AGENDA

IF YOU WISH TO ADDRESS AN AGENDA ITEM, PUBLIC COMMENT FOR EACH ITEM WILL OCCUR AFTER THE INITIAL INFORMATION IS SHARED ON THE MATTER AND INITIAL DELIBERATIONS BY THE PUBLIC BODY. PUBLIC COMMENT WILL OCCUR BEFORE A VOTE ON THE AGENDA ITEM OCCURS.

4. OLD BUSINESS
 - a. Lowell Township Water/Wastewater – City Manager Michael Burns will provide an update.
 - b. Showboat – City Manager Michael Burns will provide an update.
 - c. MERS – City Manager Michael Burns will provide an update.
 - d. COVID – 19 – City Manager Michael Burns will provide an update.
 - E. Line Shack
5. NEW BUSINESS
 - a. PROTEC Membership - Memo is provided by City Manager Michael Burns.

Recommended Motion – The Lowell City Council approve the City's membership in PROTEC.
6. BOARD/COMMISSION REPORTS

7. BUDGET REPORT
8. MONTHLY REPORTS
9. MANAGER'S REPORT
10. APPOINTMENTS
11. COUNCIL COMMENTS
12. ADJOURNMENT

**PROCEEDINGS
OF
CITY COUNCIL MEETING
OF THE
CITY OF LOWELL
MONDAY, DECEMBER 7, 2020, 7:00 P.M.**

1. CALL TO ORDER; PLEDGE OF ALLEGIANCE; ROLL CALL.

The Meeting was called to order at 7:00 p.m. by Mayor DeVore and City Clerk Sue Ullery called roll.

Present: Councilmembers Cliff Yankovich, Marty Chambers, Jim Salzwedel and Mayor DeVore, and Leah Groves.

Absent: None.

Also Present: City Manager Michael Burns, City Clerk Susan Ullery, City Treasurer Suzanne Olin, DPW Director Dan Czarniecki, Chief of Police Chris Hurst, LL&P General Manager Charlie West, Waste Water Treatment Plant Supervisor Brian Vandermeulen, and Fire Chief Shannon Witherell.

2. APPROVAL OF THE CONSENT AGENDA.

- Approval of the Agenda.
- Approve and place on file the minutes of the November 16, 2020 regular meeting and the minutes of the November 30, 2020 special meeting.
- Authorize payment of invoices in the amount of \$302,964.42.

IT WAS MOVED BY SALZWEDEL and seconded by CHAMBERS to approve the consent agenda as amended.

YES: Mayor DeVore, Councilmember Salzwedel, Councilmember Yankovich and Councilmember Chambers, and Leah Groves.

NO: None.

ABSENT: None.

MOTION CARRIED.

3. CITIZEN COMMENTS FOR ITEMS NOT ON THE AGENDA.

There were no comments.

4. OLD BUSINESS.

a. Audit Presentation.

Peter Haefner of Vredevelde Haefner LLC reviewed the City of Lowell's financial statements for the year ended June 30, 2020.

In their opinion, the financial statements referred to above present fairly, in all material respects, the respective financial position of the governmental activities, the business-type activities, the discretely presented component unit, each major fund, and the aggregate remaining fund information of the City of Lowell, Michigan, as of June 30, 2020, and the respective changes in financial position and, where applicable, cash flows thereof for the year then ended in accordance with accounting principles generally accepted in the United State of America.

b. Water/Wastewater Plant Expansion Studies – General Overview.

City Manager Michal Burns stated they have been working on the study for the Water and Waste Water Treatment Plant (WWTP) expansions with the task force and felt it was important for Council to get an overview of the report. Brandon Mieras with Williams & Works then explained the Water Plant expansion. They reviewed the current operations and looked at expanding the plant as it is now with the lime softening and the filtration. Then Mideras covered the Wastewater Plant Expansion. Council asked several questions regarding if the Townships backed out and what that would look like for each plant and Mieras covered that as well.

c. Showboat.

Mark Mundt gave an update on the Showboat funding, stating brick are continuing to be purchased. He noted the committee did not qualify for the Amway Grant. However, we are still waiting to hear back from some other Grand Rapids Foundations. A month ago we were at \$354,000 in funds raised, today we are at \$485,000 in funds raised which means we have a little less than \$300,000 to raise. So we are moving ahead and things are looking good.

City Manager Michael Burns then stated the City took a \$403,000 check from the Lowell Chamber of Commerce on Friday that included the naming rights, about \$29,000 dollars from brick sales and all the proceeds from the last two Rotary Auctions. Later in the month, we will receive \$100,000 from the Grand Rapids Foundation so we essentially have 1.2 million cash in hand. Also, Burns stated he has been working with Liz Baker on the Committee for non-profit. Baker and Theresa Hoffman will be the Chamber of Commerce's representation for the board, we need to select two representatives from the City and then those members can choose three other members for the board. Board would need to operate under open meetings act.

d. MERS.

City Manager Michael Burns stated we have some actions for MERS we will need to take later on in the meeting, but wanted to let you know, we have finally settled the contracts for IEBW and you will be presented with some modifications to the pensions system. There is light at the end of this tunnel for this in our future. Next issue to tackle is financing.

e. COVID – 19.

City Manager Michael Burns stated the Governor made changes today adding the 12 days to the public health order which will be in place now until December 19, 2020. Our next meeting is December 21, 2020 so we will see what transpires between now and then. Up until December 19, 2020, we will have to do all meetings through zoom as we cannot have more than 10 people in a gathering and according to the public health order, no more than two different households in a room. We have kept staff more than 6 feet apart, we have some staff working remotely. Mandatory vaccines are being discussed but going to wait and see what transpires before we make any decisions.

f. Arbor Boat Update.

DPW Director Dan Czarnecki gave an update on Arbor Board items that have been done or had been discussed to be done prior to the Covid 19 pandemic when they last met in March 9, 2020.

5. NEW BUSINESS.

a. Introduction of the new Fire Chief – Shannon Witherell.

Shannon Witherell introduced himself and gave a brief summary of his different duties as a longtime member of this Fire Department since 1998. Looking forward to the fun challenges they have going on and thanked the Council and the other two municipalities for their support. Witherell discussed the purchase of the fire truck, that with the County's help, they are going to work on obtaining. Also, they will be interviewing nine different applicants for hire tomorrow night, December 8, 2020 at 7:00 p.m.

b. FY 19-20 General Fund additional fund balance.

City Manager Michael Burns stated since his arrival in 2016, City Staff and he have been mindful of finances and have been able to continue to build a healthy fund balance in the event of an unforeseen event expenditure. Each year we have been able to add at least an additional \$100,000 in fund balance to the general fund. Recommended minimum general fund balance in Michigan is 15% of your total general fund levy. Today, we have approximately \$1,000,000 in excess general fund balance which is the equivalent to 31% fund balance. This past fiscal year, we have seen revenue/expenditure productions much greater than budgeted. As revenue estimating conferences have shown improvement along with CARES ACT assistance, surprisingly we are in much better shape than projected. That being said, future revenues continue to be a moving target. Verified through our audit, the previous fiscal year ending June 30, the City has approximately \$198,000 in revenues over expenditures. If the City decided to bank this revenue, we would have approximately 1.2 million in fund balance in case of an emergency. I believe the City is in a good position whereby we might want to add a little bit at a time and use excess funds to alleviate problem issues. I would suggest the City Council consider taking two actions with the \$198,000 excess revenue over expenditures. First thing I would recommend is to take \$125,000 of this and make a principal payment towards the unfunded pension liability. I would take the remaining approximate \$73,000 and set aside for the future fire truck payment. Going forward, I am going to meet with the Fire Chief to evaluate their departments future capital improvement plan and begin subsidizing funds annually to a proposed fund for future fire equipment purchases.

IT WAS MOVED BY YANKOVICH and seconded by CHAMBERS that the Lowell City Council utilize the excess FY 2020 revenue over expenditures to address the expenditures City Manager Michael Burns proposed. And in future years, all fiscal year revenue amounts over expenditures address continuing unfunded pension liabilities. Administration should have flexibility to make inflationary increases to the current fund balance with excessive revenues.

YES: Mayor DeVore, Councilmember Salzwedel, Councilmember Yankovich, Councilmember

Chambers and Councilmember Groves.

NO: None.

ABSENT: None.

MOTION CARRIED.

c. Resolution 24-20.

City Manager Michael Burns stated per MCL 211 27b failure to notify assessing office; adjustment. It allows a waiver of filing fees when there is some sort of property transfer. The buyer, grantee or other transferee is required to file a Property Transfer Affidavit with the local Assessor within 45 days when property transfers ownership. If not, penalties can be assessed \$5 per day it is overdue and no more than \$200. Municipalities are permitted to waive State required penalties that commence after 45 days has elapsed as long as the governing body of a local tax collecting unit waives, by resolution, the penalty levied. It is my recommendation after many discussions with Assessor Jeff Rashid, that this fee be waived as it doesn't happen often but tends to be costlier to collect than what the fee actually is.

IT WAS MOVED BY YANKOVICH and seconded by CHAMBERS that the Lowell City Council approve Resolution 24-20 waiving this administration fee.

YES: Councilmembers Salzwedel, Councilmember Yankovich, Councilmember Chambers, Councilmember Groves and Mayor DeVore.

NO: None.

ABSENT: None.

MOTION CARRIED.

d. Resolution 26-20.

City Manager Michael Burns stated the Department of Treasury requires Communities to establish poverty guidelines for those who are unable to contribute toward the public charges. Those in this situation are deemed a poverty exemption if they meet all of the requirements. Annually these resolutions must be reviewed and established.

City Assessor Jeff Rashid then reviewed the proposed Poverty Exemption Policy & Guidelines.

IT WAS MOVED BY YANKOVICH and seconded by CHAMBERS that the Lowell City Council approve Resolution 26-20 to adopt a current poverty exemption policy and guidelines in accordance with the General Property Tax Act.

YES: Councilmember Yankovich, Councilmember Chambers, Councilmember Groves, Mayor DeVore, and Councilmember Salzwedel.

NO: None.

ABSENT: None.

MOTION CARRIED.

e. MERS Defined Benefit Bridge.

City Manager Michael Burns read his memo stating for the past two and a half years, he has been preparing for modifications to our pension system to address structural issues for the betterment

of this City. As I have said many times, the City currently has approximately a \$3.4 Million unfunded pension liability that quite frankly nobody here created. Unfortunately, it wasn't until his arrival in 2016 that anyone attempted to address this. If you recall, in 2018, we made a modification to our employee contribution with MERS that allowed us to set aside some additional funds toward the unfunded liability. This did not move the needle much towards the problem. We are now 60% funded, we are triggered by the State of Michigan to file a Corrective Action plan to address this problem. Last year, I was able to request a waiver that was granted to file this. This will no longer be the case. With the assistance of the two unions in the City, along with all staff, we are now in a position to make dramatic changes to the future pension liabilities for the city. The two labor unions along with City administration have agreed to the following. Since all full time City employees (union, non-union, department director, city manager) are in the same plan, the following is being proposed including, drafted language with MERS to change our plans moving forward.

Burns continued, beginning January 1, 2021, the Unions and the City have agreed to change to the pension multiplier and your contribution going forward. If employees were hired before July 1, 2020 their future pension multiplier will be bridged from 2.5% to 2.0%. Employees full final average compensation (FAC- last three years consecutive of your last ten years) will not change. Nor will the years of service required to retire change. The benefit amount for anything accrued going forward will be reduced. As a result, the employee contribution will reduce from 7% back to 5% of their wages. In addition, all new hires after July 1 2020 will be placed in a defined contribution plan. The City will contribute 10% of the employee's base wage and the employee will contribute 6% of their base wages to a retirement account you can select by MERS.

IT WAS MOVED BY SALZWEDEL and seconded by CHAMBERS that the Lowell City Council approve the MERS bridging down of future pension benefits for participants in the defined benefit program from 2.5% to 2.0%.

YES: Councilmember Chambers, Councilmember Groves, Mayor DeVore, Councilmember Salzwedel and Councilmember Yankovich.

NO: None.

ABSENT: None.

MOTION CARRIED.

f. Resolution 25-20 – MERS Defined Contribution Plan.

IT WAS MOVED BY CHAMBERS and seconded by SALZWEDEL that the Lowell City Council approve Resolution 25-20 to establish a defined contribution plan.

YES: Councilmember Groves, Mayor DeVore, Councilmember Salzwedel, Councilmember Yankovich and Councilmember Chambers.

NO: None.

ABSENT: None

MOTION CARRIED.

IT WAS MOVED BY YANKOVICH and seconded by GROVES that the Lowell City Council agree the City will contribute 10% of the employee's base wage, whereby the employee hired after July 1, 2020 shall contribute 6% of their base wage to a defined contribution plan.

YES: Mayor DeVore, Councilmember Salzwedel, Councilmember Yankovich, Councilmember Chambers and Councilmember Groves.

NO: None.

ABSENT: None.

MOTION CARRIED.

6. **BOARD/COMMISSION REPORTS.**

Councilmember Salzwedel stated the LCTV Board met this week, and this year we have a little over \$108,000 to distribute. The cutoff date to get your applications in to Susan Ullery at City Hall is February 5, 2021 by 5:00 p.m.

7. **MANAGER'S REPORT.**

City Manager turned it over to Fire Chief Shannon Witherell who honored Officer Jeslin Hurd who responded to a call from Hong Kong Buffett where someone from another City accidentally placed a takeout order and then didn't pick it up. Mr. Ming was very upset and called the authority's. Officer Hurd responded and insisted on paying the bill and even gave a tip. Mr. Ming was so thankful and appreciative. So on December 8, 2020 at 2:45 Officer Jeslin Hurd will be awarded a medal. The Police Chefs Accommodation Award for going above and beyond what is expected of her to do. Congratulations, Jeslin. Chief Hurst also welcomed the new City Councilmember Leah Groves.

City Manager Michael Burns then went over the following:

- We are in the infamous Lame Duck period of the Michigan Legislature, so you never know what can happen there.
- The Michigan Municipal held a press conference last week and they have been trying to develop a Covid 19 Community Stabilization Plan, one issue that has come about is the Cities with income tax are taking the biggest hit. There are bills in the legislature to try to address that, whether they move or not, we don't know yet.
- There is bipartisan bill in the legislature that was introduced to address issues with the Headley and the Proposal A constitutional amendment. There are trying to clean those up.

8. **APPOINTMENTS.**

Mayor Devore went through the vacancies coming up and will have council members on all the boards check with currently serving members whose appointments are coming to term to see if they want to continue serving another term It was a general consensus from all the Councilmembers to approve the following appointments:

Dennis Kent – LCTV Endowment Board

Marty Chambers – Airport Board

Jim Salzwedel – Arbor Board

Leah Groves – Chamber of Commerce
Downtown Development Authority – Mike DeVore
Historic District Commission – Cliff Yankovich
LARA Committee (Trails) – Cliff Yankovich
LCTV Board – Jim Salzwedel
Lowell Light & Power Board – Jim Salzwedel
LOOK Committee – Cliff Yankovich
Fire Authority – Mike DeVore
Parks & Recreation Committee – Leah Groves
Planning Commission – Marty Chambers
Showboat Committee – Mike DeVore
Building Authority – Michael Burns
Grand Metro Council – Michael Burns

Then Mayor DeVore asked residents to get their applications in to be an involved citizen on these boards, as there is a huge need.

9. **COUNCIL COMMENTS**

Councilmember Groves stated she is just taking it all in regarding her appointment of a City Council Board member.

Councilmember Yankovich would like to thank Mike Burns, MERS staff and the City Unions for their cooperative efforts to help us get the pension headed in the right direction.

Councilmember Salzwedel congratulated Leah Groves on her first meeting and on being nominated and looks forward to working with her.

Councilmember Chambers congratulated Leah Groves.

Mayor DeVore stated Michigan Senate passed Bill 54 a few days ago which is supposed to restore the Historic District tax credit for preservation, so he will keep following up on that.

10. **ADJOURNMENT.**

IT WAS MOVED BY SALZWEDEL to adjourn at 8:47 p.m.

YES: 5. NO: NONE. ABSENT: None. MOTION CARRIED.

DATE:

APPROVED:

Mike DeVore, Mayor

Sue Ullery, Lowell City Clerk

**CITY COUNCIL
CITY OF LOWELL
KENT COUNTY, MICHIGAN**

RESOLUTION NO. 24-20

**RESOLUTION TO WAIVE PENALTIES LEVIED UNDER
SUBSECTIONS 27b(1)(c)(i) AND 27b(1)(d) OF THE GENERAL
PROPERTY TAX ACT**

Councilmember CHAMBERS supported by Councilmember YANKOVICH moved the adoption of the following resolution:

WHEREAS, Section 27a of the General Property Tax Act, 1893 PA 206, MCL 211.1 *et seq.* (the “GPTA”) requires the buyer, grantee, or other transferee of certain property to file a property transfer affidavit with the appropriate assessing officer in the local unit of government in which the property is located; and

WHEREAS, Subsection 27b(5) of the GPTA permits the governing body of a local tax collecting unit to adopt a resolution waiving the penalties that may be levied under Subsections 27b(1)(c)(i) and 27b(1)(d) related to the failure of a buyer, grantee, or other transferee of certain property to timely file a property transfer affidavit; and

WHEREAS, the City of Lowell has determined that it is in the best interest of the City to waive such penalties, unless the Assessor deems it appropriate to do otherwise.

NOW, THEREFORE, BE IT HEREBY RESOLVED:

1. The penalties levied under Subsections 27b(1)(c)(i) and 27b(1)(d) of the GPTA are waived and shall not be collected unless deemed appropriate by the Assessor to do otherwise.
2. All resolutions and parts of resolutions are, to the extent of any conflict with this resolution, rescinded.

YES: Councilmembers Salzwedel, Yankovich, Chambers, Groves and Mayor DeVore
NO: Councilmembers None
ABSTAIN: Councilmembers None
ABSENT: Councilmembers None

RESOLUTION DECLARED ADOPTED.

Dated: December 7, 2020


Susan Ullery, City Clerk

CERTIFICATION

I hereby certify that the foregoing is a true and complete copy of a resolution adopted by the City Council of the City of Lowell at a regular meeting held on December 7, 2020, and that public notice of said meeting was given pursuant to, and in compliance with, Act 267 of the Public Acts of Michigan of 1976, as amended.

Dated: December 7, 2020


Susan Ullery, City Clerk

Resolution Adopting the MERS Defined Contribution Plan



1134 Municipal Way Lansing, MI 48917 | 800.767.MERS (6377) | Fax 517.703.9711 www.mersofmich.com

This Resolution is entered into under the provisions of 1996 PA 220 and the Municipal Employees' Retirement System of Michigan ("MERS") Plan Document, as each may be amended.

WHEREAS, the participating entity desires to adopt the MERS Defined Contribution Plan for its designated employees;

WHEREAS, the participating entity has furnished MERS with required data regarding each eligible employee and retiree;


WHEREAS, as a condition of MERS membership, and pursuant to the MERS Retirement Board's power as plan administrator and trustee under Plan Document Section 71 and MCL 38.1536, as each may be amended, it is appropriate and necessary to enter into a binding agreement providing for the administration of the Defined Contribution Plan, the reporting of wages, and the payment of the required contributions of a participating entity and withholding of employee contributions; now, therefore,

IT IS HEREBY RESOLVED:

On behalf of the participating entity, the governing body of City of Lowell adopts the MERS Defined Contribution Plan in accordance with Plan Section 4 for its eligible employees as described in the MERS Defined Contribution Adoption Agreement, subject to the MERS Plan Document and as authorized by 1996 PA 220, as both may be amended;

I hereby certify that the above is a true copy of the Defined Contribution Resolution adopted at the official meeting held by the governing body of this municipality:

Dated: December 8, 2020.


(Signature of Authorized Official)

Printed name: Michael Burns
(Authorized Official - printed)

This Resolution shall have no legal effect under the MERS Plan Document until a certified copy of this adopting Resolution is filed with MERS, MERS determines that all necessary requirements under the Plan Document, the Adoption Agreement, and this Resolution have been met, and MERS certifies the Resolution below.

Received and Approved by the Municipal Employees' Retirement System of Michigan:

Dated: _____, 20____.
(Signature of Authorized MERS Representative)

**CITY COUNCIL
CITY OF LOWELL
KENT COUNTY, MICHIGAN**

RESOLUTION NO. 26-20

**RESOLUTION TO ADOPT A POVERTY EXEMPTION POLICY AND
GUIDELINES IN ACCORDANCE WITH THE GENERAL PROPERTY
TAX ACT**

Councilmember YANKOVICH supported by Councilmember CHAMBERS moved the adoption of the following resolution:

WHEREAS, Section 7u of the General Property Tax Act, 1893 PA 206, MCL 211.1 *et seq.* (the “GPTA”) permits the City to exempt from taxation, in whole or in part, the principal residence of persons who, by reason of poverty, are unable to contribute toward the public charges; and

WHEREAS, Subsection 7u requires that applicants for the poverty exemption must meet certain requirements as set forth in the GPTA and as set forth in the City’s Poverty Exemption Policy and Guidelines in order to be eligible; and

WHEREAS, the City of Lowell has developed its own Poverty Exemption Policy and Guidelines in accordance with the GPTA requirements.

NOW, THEREFORE, BE IT HEREBY RESOLVED:

1. The attached Poverty Exemption Policy and Guidelines are hereby adopted for use in implementation in accordance with Section 7u of the GPTA.
2. All resolutions and parts of resolutions are, to the extent of any conflict with this resolution, rescinded.

YES: Councilmembers Yankovich, Chambers, Groves, Mayor DeVore and
Councilmember Salzwedel

NO: Councilmembers None

ABSTAIN: Councilmembers None

ABSENT: Councilmembers None

RESOLUTION DECLARED ADOPTED.


Dated: December 7, 2020


Susan Ullery, City Clerk

CERTIFICATION

I hereby certify that the foregoing is a true and complete copy of a resolution adopted by the City Council of the City of Lowell at a regular meeting held on December 7, 2020, and that public notice of said meeting was given pursuant to, and in compliance with, Act 267 of the Public Acts of Michigan of 1976, as amended.

Dated: December 7, 2020


Susan Ullery, City Clerk

Vendor Code	Vendor Name	Description	Amount
	Invoice		
10816	AMAZON CAPITAL SERVICES		
	1JLC-3GR7-JSL3	EQUIP FUND	41.58
TOTAL FOR: AMAZON CAPITAL SERVICES			41.58
10818	AT&T MOBILITY		
	12/6/2020	FIRST NET PHONE BILL	898.18
TOTAL FOR: AT&T MOBILITY			898.18
00050	BERNARDS ACE HARDWARE		
	11/30/2020	ACCOUNT STATEMENT	720.44
TOTAL FOR: BERNARDS ACE HARDWARE			720.44
10483	BOURGETTE, BOB		
	12/18/2020	AIRPORT MOWERS WINTER R&M	767.03
TOTAL FOR: BOURGETTE, BOB			767.03
00065	BOUWHUIS SUPPLY, INC.		
	61301	DPW GARAGE TOWELS	152.88
TOTAL FOR: BOUWHUIS SUPPLY, INC.			152.88
10509	CONSUMERS ENERGY		
	DECEMBER 2020	ACCOUNT STATEMENTS	3,905.80
TOTAL FOR: CONSUMERS ENERGY			3,905.80
01156	CURTIS CLEANERS		
	D1B509	POLICE DRY CLEANING	74.50
TOTAL FOR: CURTIS CLEANERS			74.50
00148	DICKINSON WRIGHT PLLC		
	1532047	WARE ROAD LANDFILL	111.00
	1532049	POTENTIAL W/S AUTHORITY WITH LOWELL TWP	555.00
	1532050	MI TAX TRIBUNAL	594.00
	1532051	RIVERSIDE PARK TRUST	1,184.00
	1532052	SHOWBOAT OWNERSHIP	240.50
	1532059	ORDINANCE ENFORCEMENT - RYAN	400.00
	153208	SHOWBOAT - CONTRACT WITH MORAN	148.00
TOTAL FOR: DICKINSON WRIGHT PLLC			3,232.50
02035	DIGITAL OFFICE MACHINES, INC.		
	19283	POLICE COPY MACHINE	37.15
TOTAL FOR: DIGITAL OFFICE MACHINES, INC.			37.15
10713	EPS SECURITY		
	A1227969	WTP VIDEO SVS JAN-MAR 2021	225.00
TOTAL FOR: EPS SECURITY			225.00
10211	FIRE PROS INC.		
	INV-1804311	LIBRARY FIRE EXTINGUISHER INSPECTION	237.50
	INV-1804528	FIRE ALARM INSPECTION - LIBRARY	235.00
	INV-1805299	CHAMBER - INSPECTIONS	78.50
	INV-1805301	WTP INSPECTIONS	80.00
	INV-1805302	WWTP INSPECTION	102.50
	INV-1805303	POLICE - INSPECTIONS	166.00
	INV-1805304	CITY HALL INSPECTIONS	148.00
	INV-1805313	AIRPORT INSPECTIONS	75.50
	INV-1805366	MUSEUM FIRE EXT INSPECTION	75.50
	INV-1805427	CITY HALL - ALARM INSPECTION	257.00
	INV-1805509	LIBRARY - ALARM R & M	365.00
TOTAL FOR: FIRE PROS INC.			1,820.50

Vendor Code	Vendor Name	Description	Amount
	Invoice		
10369	FLAT RIVER ELECTRIC LLC		
	13762	SHOWBOAT TEMPSERVICE	4,345.39
TOTAL FOR: FLAT RIVER ELECTRIC LLC			4,345.39
00225	GRAND RAPIDS COMMUNITY COLLEGE		
	11/16 - 11/30/202 TAX DISBURSEMENT		858.79
TOTAL FOR: GRAND RAPIDS COMMUNITY COLLEGE			858.79
00248	HOOPER PRINTING		
	61351	REVENUE SUMMARY ENVELOPES	224.37
	61391	ASSESSING ENVELOPES	30.47
TOTAL FOR: HOOPER PRINTING			254.84
10886	HUBBERT'S HOME IMPROVEMENTS LLC		
	11/27/2020	CARSON CITY MACHINE - AIRPORT	775.00
TOTAL FOR: HUBBERT'S HOME IMPROVEMENTS LLC			775.00
10672	HUNTINGTON NATIONAL BANK		
	29178	CAP IMPR BOND 2016 ADMIN FEE 2021	500.00
TOTAL FOR: HUNTINGTON NATIONAL BANK			500.00
01714	KC CHIEFS OF POLICE ASSOC.		
	12/14/2020	MEMBERSHIP 2021 - HURST, CHRIS	25.00
TOTAL FOR: KC CHIEFS OF POLICE ASSOC.			25.00
00291	KENT COUNTY ROAD COMMISSION		
	412264	ELECTRIC FOR SIGNAL	85.31
TOTAL FOR: KENT COUNTY ROAD COMMISSION			85.31
00300	KENT COUNTY TREASURER		
	11/16 - 11/30/202 TAX DISBURSEMENT		5,025.52
TOTAL FOR: KENT COUNTY TREASURER			5,025.52
00302	KENT INTERMEDIATE SCHOOL DIST.		
	11/16 - 11/30/202 TAX DISURSEMENT		2,737.02
TOTAL FOR: KENT INTERMEDIATE SCHOOL DIST.			2,737.02
02209	KERKSTRA PORTABLE, INC.		
	169312	CEMETERY PORTABLE RESTROOM	90.00
TOTAL FOR: KERKSTRA PORTABLE, INC.			90.00
00317	LOWELL AREA CHAMBER		
	12/4/2020	CHRISTMAS FESTIVITIES 2020 - DDA	3,350.00
	17809	MEMBERSHIP	250.00
	17975	CITY LOWELL BUCKS	475.00
TOTAL FOR: LOWELL AREA CHAMBER			4,075.00
01374	LOWELL AREA HISTORICAL MUSEUM		
	11/16 - 11/30/202 TAX DISBURSEMENT		114.76
TOTAL FOR: LOWELL AREA HISTORICAL MUSEUM			114.76
02222	LOWELL AREA RECREATION AUTH.		
	12/10/2020	ANNUAL O & M PAYMENT	5,000.00
TOTAL FOR: LOWELL AREA RECREATION AUTH.			5,000.00
00562	LOWELL AREA SCHOOLS		
	11/16 - 11/30/202 TAX DISBURSEMENT		5,204.33
TOTAL FOR: LOWELL AREA SCHOOLS			5,204.33

Vendor Code	Vendor Name Invoice	Description	Amount
00330	LOWELL LEDGER 11/30/2020	ACCOUNT STATEMENT	125.75
TOTAL FOR: LOWELL LEDGER			<u>125.75</u>
00390	METTLER TOLEDO, INC. 654890075	WTP MAINT CONTRACT	439.97
TOTAL FOR: METTLER TOLEDO, INC.			<u>439.97</u>
10889	MI DEPARTMENT OF TREASURY 12/8/2020	CARES ACT - FRHPPP REFUND	1,000.00
TOTAL FOR: MI DEPARTMENT OF TREASURY			<u>1,000.00</u>
01499	NAPA AUTO PARTS 11/30/2020	ACCOUNT STATEMENT	12.72
TOTAL FOR: NAPA AUTO PARTS			<u>12.72</u>
10103	PITNEY BOWES GLOBAL FIN. SRVS LLC 11/25/2020	POSTAGE MACHINE LEASE	150.00
TOTAL FOR: PITNEY BOWES GLOBAL FIN. SRVS LLC			<u>150.00</u>
00859	PRINTING SYSTEMS 12/4/2020	ACCOUNT STATEMENT	1,317.18
TOTAL FOR: PRINTING SYSTEMS			<u>1,317.18</u>
10762	PROFESSIONAL CODE INSPECTIONS OF MI 6516	PERMITS NOVEMBER 2020	4,042.80
TOTAL FOR: PROFESSIONAL CODE INSPECTIONS OF MI			<u>4,042.80</u>
02331	PROGRESSIVE HEATING COOLING, CORP. 2019318 2019322	LIBRARY SERVICE CALL LIBRARY SERVICE CALL	230.00 466.51
TOTAL FOR: PROGRESSIVE HEATING COOLING, CORP.			<u>696.51</u>
01159	PURCHASE POWER 12/10/2020	POSTAGE	647.31
TOTAL FOR: PURCHASE POWER			<u>647.31</u>
02248	RIVERSIDE INTEGRATED SYSTEMS INC. 150933	POLICE ANNUAL MONITORING	540.00
TOTAL FOR: RIVERSIDE INTEGRATED SYSTEMS INC.			<u>540.00</u>
10890	ROCKET ENTERPRISSE INC 158488 158489	REROPE FLAG POLE FLAG POLE R & M	546.50 325.00
TOTAL FOR: ROCKET ENTERPRISSE INC			<u>871.50</u>
10849	SMART BUSINESS SOURCE OE-33628-1	OFFICE SUPPLIES	87.62
TOTAL FOR: SMART BUSINESS SOURCE			<u>87.62</u>
10341	STATE OF MICHIGAN 551-571249	LIVE SCAN NOV 2020	216.25
TOTAL FOR: STATE OF MICHIGAN			<u>216.25</u>
10583	SUEZ WATER ENVIRONMENTAL SVC INC 202041558	WWTP SERVICES DECEMBER 2020	38,490.00
TOTAL FOR: SUEZ WATER ENVIRONMENTAL SVC INC			<u>38,490.00</u>

Vendor Code	Vendor Name	Description	Amount
02473	SUPERIOR ASPHALT, INC.		
	65188	STREET SUPPLIES	1,741.60
TOTAL FOR: SUPERIOR ASPHALT, INC.			<u>1,741.60</u>
10543	TRACTOR SUPPLY CREDIT PLAN		
	12/4/2020	ACCOUNT STATEMENT	138.36
TOTAL FOR: TRACTOR SUPPLY CREDIT PLAN			<u>138.36</u>
REFUND TAX	TRANSNATION TITLE AGENCY		
	12/18/2020	2020 Win Tax Refund 41-20-02-226-021	95.21
TOTAL FOR: TRANSNATION TITLE AGENCY			<u>95.21</u>
10888	UTILITY FINANCIAL SOLUTIONS. LLC		
	32011UFS	WATER & WASTEWATER FEASIBILITY STUDY	10,905.00
TOTAL FOR: UTILITY FINANCIAL SOLUTIONS. LLC			<u>10,905.00</u>
10484	VERGENNES BROADBAND		
	5267-20201217-1	INTERNET SERVICES	309.99
TOTAL FOR: VERGENNES BROADBAND			<u>309.99</u>
02203	VISA		
	11/27/2020	VISA STATEMENT	3,114.20
TOTAL FOR: VISA			<u>3,114.20</u>
10389	VREDEVELD HAEFNER LLC		
	4976	AUDIT COMPLETION	3,750.00
	4985	ACCOUNTING SERVICES	2,832.50
TOTAL FOR: VREDEVELD HAEFNER LLC			<u>6,582.50</u>
00692	WILLIAMS & WORKS INC.		
	91390	AMITY STREET RESURFACING 2021	1,504.10
	91391	MONROE & WASH RECONSTRUCT PRELIM	4,039.20
	91392	MONROE RESURFACING W/S IMPROV	7,210.23
	91393	WASHINGTON RESURFACING	789.50
	91395	JANE ELLEN RESURFACING DESIGN	435.60
	91417	WWTP EXPANSION STUDY	2,166.00
TOTAL FOR: WILLIAMS & WORKS INC.			<u>16,144.63</u>
10882	WOLVERINE BUILDING GROUP		
	11/30/2020	SHOWBOAT #2	349,443.90
TOTAL FOR: WOLVERINE BUILDING GROUP			<u>349,443.90</u>
00707	YMCA		
	12/7/2020	REC PARK ELEC REFUND 7/1 - 9/25/2020	179.56
TOTAL FOR: YMCA			<u>179.56</u>
TOTAL - ALL VENDORS			478,259.08

GL Number	Invoice Line Desc	Vendor	Invoice Description	Amount	Check #
Fund 101 GENERAL FUND					
Dept 000					
101-000-040.000	ACCOUNTS RECEIVABLE	YMCA	REC PARK ELEC REFUND 7/1	179.56	75172
101-000-084.015	DUE FROM FIRE AUTHORITY	VERGENNES BROADBAND	INTERNET SERVICES	28.57	75167
101-000-085.000	DUE FROM LIGHT & POWER	DICKINSON WRIGHT PLLC	RIVERSIDE PARK TRUST	592.00	75129
101-000-085.000	DUE FROM LIGHT & POWER	VERGENNES BROADBAND	INTERNET SERVICES	58.58	75167
Total For Dept 000				858.71	
Dept 101 COUNCIL					
101-101-880.000	COMMUNITY PROMOTION	LOWELL AREA CHAMBER	CITY LOWELL BUCKS	475.00	75145
101-101-955.000	MISCELLANEOUS EXPENSE	LOWELL LEDGER	ACCOUNT STATEMENT	56.20	75149
Total For Dept 101 COUNCI				531.20	
Dept 172 MANAGER					
101-172-801.000	PROFESSIONAL SERVICES	DICKINSON WRIGHT PLLC	WARE ROAD LANDFILL	111.00	75129
101-172-850.000	COMMUNICATIONS	AT&T MOBILITY	FIRST NET PHONE BILL	45.25	75123
101-172-955.000	MISCELLANEOUS EXPENSE	VISA	VISA STATMENT	801.00	75168
Total For Dept 172 MANAGE				957.25	
Dept 191 ELECTIONS					
101-191-740.000	OPERATING SUPPLIES	PRINTING SYSTEMS	ACCOUNT STATEMNT	1,317.18	75154
101-191-740.000	OPERATING SUPPLIES	VISA	VISA STATMENT	287.41	75168
101-191-955.000	MISCELLANEOUS EXPENSE	VISA	VISA STATMENT	104.94	75168
Total For Dept 191 ELECTI				1,709.53	
Dept 209 ASSESSOR					
101-209-740.000	OPERATING SUPPLIES	HOOPER PRINTING	ASSESSING ENVELOPES	30.47	75137
101-209-900.000	PRINTING	LOWELL LEDGER	ACCOUNT STATEMENT	69.55	75149
Total For Dept 209 ASSESS				100.02	
Dept 210 ATTORNEY					
101-210-801.000	PROFESSIONAL SERVICES	DICKINSON WRIGHT PLLC	RIVERSIDE PARK TRUST	592.00	75129
101-210-801.000	PROFESSIONAL SERVICES	DICKINSON WRIGHT PLLC	SHOWBOAT OWNERSHIP	240.50	75129
101-210-801.000	PROFESSIONAL SERVICES	DICKINSON WRIGHT PLLC	MI TAX TRIBUNAL	594.00	75129
101-210-801.000	PROFESSIONAL SERVICES	DICKINSON WRIGHT PLLC	SHOWBOAT - CONTRACT WITH	148.00	75129
101-210-801.000	PROFESSIONAL SERVICES	DICKINSON WRIGHT PLLC	ORDINANCE ENFORCEMENT - R	400.00	75129
Total For Dept 210 ATTORN				1,974.50	
Dept 215 CLERK					
101-215-850.000	COMMUNICATIONS	AT&T MOBILITY	FIRST NET PHONE BILL	45.25	75123
Total For Dept 215 CLERK				45.25	
Dept 253 TREASURER					
101-253-801.000	PROFESSIONAL SERVICES	VREDEVELD HAEFNER LLC	AUDIT COMPLETION	3,750.00	75169
101-253-801.000	PROFESSIONAL SERVICES	VREDEVELD HAEFNER LLC	ACCOUNTING SERVICES	1,925.00	75169
Total For Dept 253 TREASU				5,675.00	
Dept 265 CITY HALL					
101-265-727.000	OFFICE SUPPLIES	HOOPER PRINTING	REVENUE SUMMARY ENVELOPES	224.37	75137
101-265-730.000	POSTAGE	PITNEY BOWES GLOBAL FIN.	POSTAGE MACHINE LEASE	150.00	75153
101-265-730.000	POSTAGE	PURCHASE POWER	POSTAGE	647.31	75157
101-265-740.000	OPERATING SUPPLIES	SMART BUSINESS SOURCE	OFFICE SUPPLIES	43.81	75160
101-265-740.000	OPERATING SUPPLIES	VISA	VISA STATMENT	76.26	75168
101-265-802.000	CONTRACTUAL	FIRE PROS INC.	POLICE - INSPSECTIONS	166.00	75133
101-265-802.000	CONTRACTUAL	FIRE PROS INC.	CITY HALL INSPECTIONS	148.00	75133
101-265-802.000	CONTRACTUAL	FIRE PROS INC.	CITY HALL - ALARM INSPECT	257.00	75133
101-265-802.000	CONTRACTUAL	RIVERSIDE INTEGRATED SYST	POLICE ANNUAL MONITORING	540.00	75158
101-265-850.000	COMMUNICATIONS	VERGENNES BROADBAND	INTERNET SERVICES	43.57	75167
101-265-920.000	PUBLIC UTILITIES	CONSUMERS ENERGY	ACCOUNT STATEMENTS	1,190.11	75127
101-265-930.000	REPAIR & MAINTENANCE	ROCKET ENTERPRISSE INC	REROPE FLAG POLE	546.50	75159
Total For Dept 265 CITY H				4,032.93	
Dept 276 CEMETERY					
101-276-740.000	OPERATING SUPPLIES	BERNARDS ACE HARDWARE	ACCOUNT STATEMENT	42.95	75124

GL Number	Invoice Line Desc	Vendor	Invoice Description	Amount	Check #
Fund 101 GENERAL FUND					
Dept 276 CEMETERY					
101-276-802.000	CONTRACTUAL	KERKSTRA PORTABLE, INC.	CEMETERY PORTABLE RESTROO	90.00	75144
Total For Dept 276 CEMETE				132.95	
Dept 294 UNALLOCATED MISCELLANEOUS					
101-294-955.000	UNALLOCATED MISCELLANEOUS	LOWELL AREA CHAMBER	MEMBERSHIP	250.00	75145
Total For Dept 294 UNALLO				250.00	
Dept 301 POLICE DEPARTMENT					
101-301-626.000	REPORTS & FINGERPRINT FEE	STATE OF MICHIGAN	LIVE SCAN NOV 2020	216.25	75161
101-301-702.000	SALARIES-PERMANENT	MI DEPARTMENT OF TREASURY	CARES ACT - FRHPPP REFUN	1,000.00	75151
101-301-727.000	OFFICE SUPPLIES	VISA	VISA STATMENT	100.00	75168
101-301-744.000	UNIFORMS	CURTIS CLEANERS	POLICE DRY CLEANING	74.50	75128
101-301-850.000	COMMUNICATIONS	AT&T MOBILITY	FIRST NET PHONE BILL	479.68	75123
101-301-850.000	COMMUNICATIONS	VERGENNES BROADBAND	INTERNET SERVICES	43.57	75167
101-301-955.000	MISCELLANEOUS EXPENSE	KC CHIEFS OF POLICE ASSOC	MEMBERSHIP 2021 - HURST,	25.00	75140
101-301-955.000	MISCELLANEOUS EXPENSE	VISA	VISA STATMENT	30.00	75168
Total For Dept 301 POLICE				1,969.00	
Dept 426 EMERGENCY MANAGEMENT					
101-426-740.000	OPERATING SUPPLIES	VISA	VISA STATMENT	118.62	75168
Total For Dept 426 EMERGE				118.62	
Dept 441 DEPARTMENT OF PUBLIC WORKS					
101-441-740.000	OPERATING SUPPLIES	BERNARDS ACE HARDWARE	ACCOUNT STATEMENT	23.87	75124
101-441-740.000	OPERATING SUPPLIES	BOUWHUIS SUPPLY, INC.	DPW GARAGE TOWELS	152.88	75126
101-441-740.000	OPERATING SUPPLIES	VISA	VISA STATMENT	233.19	75168
101-441-850.000	COMMUNICATIONS	AT&T MOBILITY	FIRST NET PHONE BILL	88.52	75123
101-441-850.000	COMMUNICATIONS	CONSUMERS ENERGY	ACCOUNT STATEMENTS	696.60	75127
101-441-850.000	COMMUNICATIONS	VERGENNES BROADBAND	INTERNET SERVICES	28.57	75167
Total For Dept 441 DEPART				1,223.63	
Dept 747 CHAMBER/RIVERWALK					
101-747-920.000	CHAMBER UTILITIES	CONSUMERS ENERGY	ACCOUNT STATEMENTS	78.86	75127
101-747-930.000	REPAIR & MAINTENANCE	FIRE PROS INC.	CHAMBER - INSPECTIONS	78.50	75133
Total For Dept 747 CHAMBE				157.36	
Dept 751 PARKS					
101-751-740.000	OPERATING SUPPLIES	BERNARDS ACE HARDWARE	ACCOUNT STATEMENT	78.69	75124
101-751-850.000	COMMUNICATIONS	AT&T MOBILITY	FIRST NET PHONE BILL	38.24	75123
Total For Dept 751 PARKS				116.93	
Dept 774 RECREATION CONTRIBUTIONS					
101-774-886.000	RECREATION CONTRIBUTIONS	LOWELL AREA RECREATION AU	ANNUAL O & M PAYMENT	5,000.00	75147
Total For Dept 774 RECREA				5,000.00	
Dept 790 LIBRARY					
101-790-740.000	OPERATING SUPPLIES	SMART BUSINESS SOURCE	OFFICE SUPPLIES	43.81	75160
101-790-802.000	CONTRACTUAL	FIRE PROS INC.	FIRE ALARM INSPECTION -	235.00	75133
101-790-802.000	CONTRACTUAL	FIRE PROS INC.	LIBRARY FIRE EXTINGUISHER	237.50	75133
101-790-802.000	CONTRACTUAL	FIRE PROS INC.	LIBRARY - ALARM R & M	365.00	75133
101-790-920.000	PUBLIC UTILITIES	CONSUMERS ENERGY	ACCOUNT STATEMENTS	727.41	75127
101-790-930.000	REPAIR & MAINTENANCE	PROGRESSIVE HEATING COOLI	LIBRARY SERVICE CALL	230.00	75156
101-790-930.000	REPAIR & MAINTENANCE	PROGRESSIVE HEATING COOLI	LIBRARY SERVICE CALL	466.51	75156
Total For Dept 790 LIBRAR				2,305.23	
Dept 804 MUSEUM					
101-804-887.000	CONTRIBUTIONS & MAINTENAN	FIRE PROS INC.	MUSEUM FIRE EXT INSPECTIO	75.50	75133
101-804-920.000	PUBLIC UTILITIES	CONSUMERS ENERGY	ACCOUNT STATEMENTS	465.28	75127
101-804-955.000	PROPERTY TAX DISTRIBUTION	LOWELL AREA HISTORICAL MU	TAX DISBURSEMENT	114.76	75146
Total For Dept 804 MUSEUM				655.54	
Total For Fund 101 GENERA				27,813.65	

GL Number	Invoice Line Desc	Vendor	Invoice Description	Amount	Check #
Fund 202 MAJOR STREET FUND					
Dept 450 CAPITAL OUTLAY					
202-450-970.000	CAPITAL OUTLAY	WILLIAMS & WORKS INC.	MONROE RESURFACING W/S IM	7,210.23	75170
202-450-970.000	CAPITAL OUTLAY	WILLIAMS & WORKS INC.	WASHINGTON RESURFACING	789.50	75170
202-450-970.000	CAPITAL OUTLAY	WILLIAMS & WORKS INC.	MONROE & WASH RECONSTRUCT	4,039.20	75170
Total For Dept 450 CAPITA				12,038.93	
Dept 474 TRAFFIC					
202-474-802.000	CONTRACTUAL	KENT COUNTY ROAD COMMISSI	ELECTRIC FOR SIGNAL	85.31	75141
Total For Dept 474 TRAFFI				85.31	
Dept 478 WINTER MAINTENANCE					
202-478-740.000	OPERATING SUPPLIES	SUPERIOR ASPHALT, INC.	STREET SUPPLIES	870.80	75163
Total For Dept 478 WINTER				870.80	
Total For Fund 202 MAJOR				12,995.04	
Fund 203 LOCAL STREET FUND					
Dept 450 CAPITAL OUTLAY					
203-450-970.000	CAPITAL OUTLAY	WILLIAMS & WORKS INC.	AMITY STREET RESURFACING	1,504.10	75170
203-450-970.000	CAPITAL OUTLAY	WILLIAMS & WORKS INC.	JANE ELLEN RESURFACING DE	435.60	75170
Total For Dept 450 CAPITA				1,939.70	
Dept 478 WINTER MAINTENANCE					
203-478-740.000	OPERATING SUPPLIES	TRACTOR SUPPLY CREDIT PLA	ACCOUNT STATMENT	138.36	75164
203-478-740.000	OPERATING SUPPLIES	SUPERIOR ASPHALT, INC.	STREET SUPPLIES	870.80	75163
Total For Dept 478 WINTER				1,009.16	
Total For Fund 203 LOCAL				2,948.86	
Fund 248 DOWNTOWN DEVELOPMENT AUTHORITY					
Dept 463 MAINTENANCE					
248-463-930.000	REPAIR & MAINTENANCE	BERNARDS ACE HARDWARE	ACCOUNT STATEMENT	31.96	75124
248-463-930.000	REPAIR & MAINTENANCE	ROCKET ENTERPRISSE INC	FLAG POLE R & M	325.00	75159
248-463-930.000	REPAIR & MAINTENANCE	VISA	VISA STATMENT	987.78	75168
Total For Dept 463 MAINTE				1,344.74	
Dept 740 COMMUNITY PROMOTIONS					
248-740-880.000	COMMUNITY PROMOTION	LOWELL AREA CHAMBER	CHRISTMAS FESTIVITIES 202	3,350.00	75145
Total For Dept 740 COMMUN				3,350.00	
Total For Fund 248 DOWNTO				4,694.74	
Fund 249 BUILDING INSPECTION FUND					
Dept 371 BUILDING INSPECTION DEPARTMENT					
249-371-802.000	CONTRACTUAL	PROFESSIONAL CODE INSPECT	PERMITS NOVEMBER 2020	4,042.80	75155
Total For Dept 371 BUILDI				4,042.80	
Total For Fund 249 BUILDI				4,042.80	
Fund 260 DESIGNATED CONTRIBUTIONS					
Dept 751 PARKS					
260-751-955.000	CAPITAL OUTLAY	WOLVERINE BUILDING GROUP	SHOWBOAT #2	349,443.90	75171
260-751-970.000	CAPITAL OUTLAY	FLAT RIVER ELECTRIC LLC	SHOWBOAT TEMPSERVICE	4,345.39	75135
Total For Dept 751 PARKS				353,789.29	
Total For Fund 260 DESIGN				353,789.29	
Fund 581 AIRPORT FUND					
Dept 000					
581-000-920.000	PUBLIC UTILITIES	CONSUMERS ENERGY	ACCOUNT STATEMENTS	25.87	75127
581-000-930.000	REPAIR & MAINTENANCE	FIRE PROS INC.	AIRPORT INSPECTIONS	75.50	75133
581-000-930.000	REPAIR & MAINTENANCE	BOURGETTE, BOB	AIRPORT MOWERS WINTER R&M	767.03	75125
581-000-930.000	REPAIR & MAINTENANCE	HUBBERT'S HOME IMPROVEMEN	CARSON CITY MACHINE - AIR	775.00	75138
581-000-955.000	MISCELLANEOUS EXPENSE	VERGENNES BROADBAND	INTERNET SERVICES	49.99	75167
Total For Dept 000				1,693.39	
Total For Fund 581 AIRPOR				1,693.39	
Fund 590 WASTEWATER FUND					

GL Number	Invoice Line Desc	Vendor	Invoice Description	Amount	Check #
Fund 590 WASTEWATER FUND					
Dept 000					
590-000-043.000	DUE FROM EARTH TECH	VERGENNES BROADBAND	INTERNET SERVICES	28.57	75167
Total For Dept 000				28.57	
Dept 550 TREATMENT					
590-550-802.000	CONTRACTUAL	SUEZ WATER ENVIRONMENTAL	WWTP SERVICES DECEMBER 20	38,490.00	75162
590-550-850.000	COMMUNICATIONS	AT&T MOBILITY	FIRST NET PHONE BILL	38.24	75123
590-550-930.000	REPAIR & MAINTENANCE	FIRE PROS INC.	WWTP INSPECTION	102.50	75133
Total For Dept 550 TREATM				38,630.74	
Dept 551 COLLECTION					
590-551-850.000	COMMUNICATIONS	AT&T MOBILITY	FIRST NET PHONE BILL	81.50	75123
Total For Dept 551 COLLEC				81.50	
Dept 553 ADMINISTRATION					
590-553-801.000	PROFESSIONAL SERVICES	UTILITY FINANCIAL SOLUTIO	WATER & WASTEWATER FEASIB	5,452.50	75166
590-553-801.000	PROFESSIONAL SERVICES	DICKINSON WRIGHT PLLC	POTENTIAL W/S AUTHORITY W	277.50	75129
590-553-801.000	PROFESSIONAL SERVICES	WILLIAMS & WORKS INC.	WWTP EXPANSION STUDY	2,166.00	75170
590-553-996.000	PAYING AGENT FEES	HUNTINGTON NATIONAL BANK	CAP IMPR BOND 2016 ADMIN	150.00	75139
Total For Dept 553 ADMINI				8,046.00	
Total For Fund 590 WASTE				46,786.81	
Fund 591 WATER FUND					
Dept 570 TREATMENT					
591-570-801.000	PROFESSIONAL SERVICES	METTLER TOLEDO, INC.	WTP MAINT CONTRACT	439.97	75150
591-570-802.000	CONTRACTUAL	FIRE PROS INC.	WTP INSPECTIONS	80.00	75133
591-570-802.000	CONTRACTUAL	EPS SECURITY	WTP VIDEO SVS JAN-MAR 202	225.00	75132
591-570-850.000	COMMUNICATIONS	CONSUMERS ENERGY	ACCOUNT STATEMENTS	430.01	75127
591-570-850.000	COMMUNICATIONS	VERGENNES BROADBAND	INTERNET SERVICES	28.57	75167
Total For Dept 570 TREATM				1,203.55	
Dept 571 DISTRIBUTION					
591-571-740.000	OPERATING SUPPLIES	BERNARDS ACE HARDWARE	ACCOUNT STATEMENT	13.97	75124
591-571-850.000	COMMUNICATIONS	AT&T MOBILITY	FIRST NET PHONE BILL	81.50	75123
591-571-920.000	PUBLIC UTILITIES	CONSUMERS ENERGY	ACCOUNT STATEMENTS	291.66	75127
Total For Dept 571 DISTRI				387.13	
Dept 573 ADMINISTRATION					
591-573-801.000	PROFESSIONAL SERVICES	UTILITY FINANCIAL SOLUTIO	WATER & WASTEWATER FEASIB	5,452.50	75166
591-573-801.000	PROFESSIONAL SERVICES	DICKINSON WRIGHT PLLC	POTENTIAL W/S AUTHORITY W	277.50	75129
591-573-801.000	PROFESSIONAL SERVICES	VREDEVELD HAEFNER LLC	ACCOUNTING SERVICES	907.50	75169
591-573-996.000	PAYING AGENT FEES	HUNTINGTON NATIONAL BANK	CAP IMPR BOND 2016 ADMIN	350.00	75139
Total For Dept 573 ADMINI				6,987.50	
Total For Fund 591 WATER				8,578.18	
Fund 636 DATA PROCESSING FUND					
Dept 000					
636-000-802.000	CONTRACTUAL	DIGITAL OFFICE MACHINES,	POLICE COPY MACHINE	37.15	75131
636-000-802.000	CONTRACTUAL	VISA	VISA STATMENT	375.00	75168
Total For Dept 000				412.15	
Total For Fund 636 DATA P				412.15	
Fund 661 EQUIPMENT FUND					
Dept 895 FLEET MAINT. & REPLACEMENT					
661-895-930.000	REPAIR & MAINTENANCE	BERNARDS ACE HARDWARE	ACCOUNT STATEMENT	529.00	75124
661-895-930.000	REPAIR & MAINTENANCE	AMAZON CAPITAL SERVICES	EQUIP FUND	41.58	75122
661-895-930.000	REPAIR & MAINTENANCE	NAPA AUTO PARTS	ACCOUNT STATMENT	12.72	75152
Total For Dept 895 FLEET				583.30	
Total For Fund 661 EQUIPM				583.30	
Fund 703 CURRENT TAX COLLECTION FUND					
Dept 000					
703-000-222.000	DUE TO COUNTY-CURRENT TAX	KENT COUNTY TREASURER	TAX DISBURSEMENT	2,076.35	75142

GL Number	Invoice Line Desc	Vendor	Invoice Description	Amount	Check #
Fund 703 CURRENT TAX COLLECTION FUND					
Dept 000					
703-000-225.000	DUE TO SCHOOLS	LOWELL AREA SCHOOLS	TAX DISBURSEMENT	5,204.33	75148
703-000-228.009	DUE TO STATE-S.E.T.	KENT COUNTY TREASURER	TAX DISBURSEMENT	2,949.17	75142
703-000-234.000	DUE TO INTERMED SCH DISTR	KENT INTERMEDIATE SCHOOL	TAX DISURSEMENT	2,737.02	75143
703-000-235.000	DUE TO COMMUNITY COLLEGE	GRAND RAPIDS COMMUNITY CO	TAX DISBURSEMENT	858.79	75136
703-000-275.000	DUE TO TAXPAYERS	TRANSNATION TITLE AGENCY	2020 Win Tax Refund 41-20	95.21	75165
		Total For Dept 000		13,920.87	
		Total For Fund 703 CURREN		13,920.87	

GL Number Invoice Line Desc Vendor Invoice Description Amount Check #

Fund Totals:

Fund 101	GENERAL FUND	27,813.65
Fund 202	MAJOR STREET FUN	12,995.04
Fund 203	LOCAL STREET FUN	2,948.86
Fund 248	DOWNTOWN DEVELOP	4,694.74
Fund 249	BUILDING INSPECT	4,042.80
Fund 260	DESIGNATED CONTR	353,789.29
Fund 581	AIRPORT FUND	1,693.39
Fund 590	WASTEWATER FUND	46,786.81
Fund 591	WATER FUND	8,578.18
Fund 636	DATA PROCESSING	412.15
Fund 661	EQUIPMENT FUND	583.30
Fund 703	CURRENT TAX COLL	13,920.87

478,259.08

2120	\$	319,711,984.47	\$	5,019,478.16	\$	239,815.96
2121	\$	326,745,648.13	\$	5,129,906.68	\$	245,091.91
2122	\$	333,934,052.39	\$	5,242,764.62	\$	250,483.93
2123	\$	341,280,601.54	\$	5,358,105.44	\$	255,994.58
50 YEARS PROPERTY TAXES COLLECTED		\$ 165,059,971.97	\$	7,886,081.85	\$	

TOTAL PROPERTY TAXES 100 YEARS \$ 218,619,568.19 \$ 10,445,002.43

ASSUMPTIONS

100 YEAR 425 AGREEMENT RENEWABLE AFTER 50 YEARS
 25 % OF CASCADE TOWNSHIP TAXABLE VALUE IN 2032 IS LOWELL TOWNSHIP'S PROJECT
 PROPERTIES INCREASE 10% OF LOWELL TOWNSHIP'S PROPOSED 2032 TV FOR 2023-2032
 AFTER 2032 TAXABLE VALUE DETERMINED BY ACTUAL AVERAGE INFLATION RATE MULTIPLIER SINCE ESTABLISHMENT OF PROPOSAL A 1.022
 LOWELL CITY MILLAGE RATE IS 15.7 MILLS AND LOWELL TOWNSHIP MILLAGE RATE IS .7501

2086	\$	152,555,707.04	\$	2,395,124.60	\$	114,432.04
2087	\$	155,911,932.59	\$	2,447,817.34	\$	116,949.54
2088	\$	159,341,995.11	\$	2,501,669.32	\$	119,522.43
2089	\$	162,847,519.00	\$	2,556,706.05	\$	122,151.92
2090	\$	166,430,164.42	\$	2,612,953.58	\$	124,839.27
2091	\$	170,091,628.04	\$	2,670,438.56	\$	127,585.73
2092	\$	173,833,643.86	\$	2,729,188.21	\$	130,392.62
2093	\$	177,657,984.02	\$	2,789,230.35	\$	133,261.25
2094	\$	181,566,459.67	\$	2,850,593.42	\$	136,193.00
2095	\$	185,560,921.78	\$	2,913,306.47	\$	139,189.25
2096	\$	189,643,262.06	\$	2,977,399.21	\$	142,251.41
2097	\$	193,815,413.83	\$	3,042,902.00	\$	145,380.94
2098	\$	198,079,352.93	\$	3,109,845.84	\$	148,579.32
2099	\$	202,437,098.70	\$	3,178,262.45	\$	151,848.07
2100	\$	206,890,714.87	\$	3,248,184.22	\$	155,188.73
2101	\$	211,442,310.59	\$	3,319,644.28	\$	158,602.88
2102	\$	216,094,041.43	\$	3,392,676.45	\$	162,092.14
2103	\$	220,848,110.34	\$	3,467,315.33	\$	165,658.17
2104	\$	225,706,768.77	\$	3,543,596.27	\$	169,302.65
2105	\$	230,672,317.68	\$	3,621,555.39	\$	173,027.31
2106	\$	235,747,108.67	\$	3,701,229.61	\$	176,833.91
2107	\$	240,933,545.06	\$	3,782,656.66	\$	180,724.25
2108	\$	246,234,083.05	\$	3,865,875.10	\$	184,700.19
2109	\$	251,651,232.88	\$	3,950,924.36	\$	188,763.59
2110	\$	257,187,560.00	\$	4,037,844.69	\$	192,916.39
2111	\$	262,845,686.32	\$	4,126,677.28	\$	197,160.55
2112	\$	268,628,291.42	\$	4,217,464.18	\$	201,498.08
2113	\$	274,538,113.83	\$	4,310,248.39	\$	205,931.04
2114	\$	280,577,952.34	\$	4,405,073.85	\$	210,461.52
2115	\$	286,750,667.29	\$	4,501,985.48	\$	215,091.68
2116	\$	293,059,181.97	\$	4,601,029.16	\$	219,823.69
2117	\$	299,506,483.97	\$	4,702,251.80	\$	224,659.81
2118	\$	306,095,626.62	\$	4,805,701.34	\$	229,602.33
2119	\$	312,829,730.40	\$	4,911,426.77	\$	234,653.58

2054	\$	76,032,591.54	\$	1,193,711.69	\$	57,032.05
2055	\$	77,705,308.55	\$	1,219,973.34	\$	58,286.75
2056	\$	79,414,825.34	\$	1,246,812.76	\$	59,569.06
2057	\$	81,161,951.50	\$	1,274,242.64	\$	60,879.58
2058	\$	82,947,514.43	\$	1,302,275.98	\$	62,218.93
2059	\$	84,772,359.75	\$	1,330,926.05	\$	63,587.75
2060	\$	86,637,351.66	\$	1,360,206.42	\$	64,986.68
2061	\$	88,543,373.40	\$	1,390,130.96	\$	66,416.38
2062	\$	90,491,327.61	\$	1,420,713.84	\$	67,877.54
2063	\$	92,482,136.82	\$	1,451,969.55	\$	69,370.85
2064	\$	94,516,743.83	\$	1,483,912.88	\$	70,897.01
2065	\$	96,596,112.20	\$	1,516,558.96	\$	72,456.74
2066	\$	98,721,226.67	\$	1,549,923.26	\$	74,050.79
2067	\$	100,893,093.65	\$	1,584,021.57	\$	75,679.91
2068	\$	103,112,741.71	\$	1,618,870.04	\$	77,344.87
2069	\$	105,381,222.03	\$	1,654,485.19	\$	79,046.45
2070	\$	107,699,608.91	\$	1,690,883.86	\$	80,785.48
2071	\$	110,069,000.31	\$	1,728,083.30	\$	82,562.76
2072	\$	112,490,518.32	\$	1,766,101.14	\$	84,379.14
2073	\$	114,965,309.72	\$	1,804,955.36	\$	86,235.48
50 YEARS PROPERTY TAX COLLECTED		\$	53,559,596.21	\$	2,558,920.58	
2074	\$	117,494,546.53	\$	1,844,664.38	\$	88,132.66
2075	\$	120,079,426.56	\$	1,885,247.00	\$	90,071.58
2076	\$	122,721,173.94	\$	1,926,722.43	\$	92,053.15
2077	\$	125,421,039.77	\$	1,969,110.32	\$	94,078.32
2078	\$	128,180,302.64	\$	2,012,430.75	\$	96,148.05
2079	\$	131,000,269.30	\$	2,056,704.23	\$	98,263.30
2080	\$	133,882,275.23	\$	2,101,951.72	\$	100,425.09
2081	\$	136,827,685.28	\$	2,148,194.66	\$	102,634.45
2082	\$	139,837,894.36	\$	2,195,454.94	\$	104,892.40
2083	\$	142,914,328.03	\$	2,243,754.95	\$	107,200.04
2084	\$	146,058,443.25	\$	2,293,117.56	\$	109,558.44
2085	\$	149,271,729.00	\$	2,343,566.15	\$	111,968.72

Lowell Township Projection (66%) 2023-2123

<u>YEAR</u>	<u>TAXABLE VALUE</u>	<u>City Levy</u>	<u>Twp Levy</u>
2023 \$	4,710,641.85	\$ 73,957.08	\$ 3,533.45
2024 \$	9,421,283.70	\$ 147,914.15	\$ 7,066.90
2025 \$	14,131,925.55	\$ 221,871.23	\$ 10,600.36
2026 \$	18,842,567.40	\$ 295,828.31	\$ 14,133.81
2027 \$	23,553,209.25	\$ 369,785.39	\$ 17,667.26
2028 \$	28,263,851.10	\$ 443,742.46	\$ 21,200.71
2029 \$	32,974,492.95	\$ 517,699.54	\$ 24,734.17
2030 \$	37,685,134.80	\$ 591,656.62	\$ 28,267.62
2031 \$	42,395,776.65	\$ 665,613.69	\$ 31,801.07
2032 \$	47,106,418.48	\$ 739,570.77	\$ 35,334.52
2033 \$	48,142,759.69	\$ 755,841.33	\$ 36,111.88
2034 \$	49,201,900.40	\$ 772,469.84	\$ 36,906.35
2035 \$	50,284,342.21	\$ 789,464.17	\$ 37,718.29
2036 \$	51,390,597.74	\$ 806,832.38	\$ 38,548.09
2037 \$	52,521,190.89	\$ 824,582.70	\$ 39,396.15
2038 \$	53,676,657.09	\$ 842,723.52	\$ 40,262.86
2039 \$	54,857,543.54	\$ 861,263.43	\$ 41,148.64
2040 \$	56,064,409.50	\$ 880,211.23	\$ 42,053.91
2041 \$	57,297,826.51	\$ 899,575.88	\$ 42,979.10
2042 \$	58,558,378.69	\$ 919,366.55	\$ 43,924.64
2043 \$	59,846,663.02	\$ 939,592.61	\$ 44,890.98
2044 \$	61,163,289.61	\$ 960,263.65	\$ 45,878.58
2045 \$	62,508,881.98	\$ 981,389.45	\$ 46,887.91
2046 \$	63,884,077.39	\$ 1,002,980.01	\$ 47,919.45
2047 \$	65,289,527.09	\$ 1,025,045.58	\$ 48,973.67
2048 \$	66,725,896.68	\$ 1,047,596.58	\$ 50,051.10
2049 \$	68,193,866.41	\$ 1,070,643.70	\$ 51,152.22
2050 \$	69,694,131.47	\$ 1,094,197.86	\$ 52,277.57
2051 \$	71,227,402.37	\$ 1,118,270.22	\$ 53,427.67
2052 \$	72,794,405.22	\$ 1,142,872.16	\$ 54,603.08
2053 \$	74,395,882.13	\$ 1,168,015.35	\$ 55,804.35

2120	\$	121,103,024.42	\$	1,901,317.48	\$	90,839.38
2121	\$	123,767,290.96	\$	1,943,146.47	\$	92,837.84
2122	\$	126,490,171.36	\$	1,985,895.69	\$	94,880.28
2123	\$	129,272,955.13	\$	2,029,585.40	\$	96,967.64
50 YEARS PROPERTY TAXES COLLECTED			\$ 62,522,716.66		\$ 2,987,152.21	

TOTAL PROPERTY TAXES 100 YEARS \$ 82,810,442.49 \$ 3,956,440.31

ASSUMPTIONS

100 YEAR 425 AGREEMENT RENEWABLE AFTER 50 YEARS

25 % OF CASCADE TOWNSHIP TAXABLE VALUE IN 2032 IS LOWELL TOWNSHIP'S PROJECT

PROPERTIES INCREASE 10% OF LOWELL TOWNSHIP'S PROPOSED 2032 TV FOR 2023-2032

AFTER 2032 TAXABLE VALUE DETERMINED BY ACTUAL AVERAGE INFLATION RATE MULTIPLIER SINCE ESTABLISHMENT OF PROPOSAL A 1.022

LOWELL CITY MILLAGE RATE IS 15.7 MILLS AND LOWELL TOWNSHIP MILLAGE RATE IS .7501

2086	\$	57,786,252.67	\$	907,244.17	\$	43,345.47
2087	\$	59,057,550.23	\$	927,203.54	\$	44,299.07
2088	\$	60,356,816.33	\$	947,602.02	\$	45,273.65
2089	\$	61,684,666.29	\$	968,449.26	\$	46,269.67
2090	\$	63,041,728.95	\$	989,755.14	\$	47,287.60
2091	\$	64,428,646.98	\$	1,011,529.76	\$	48,327.93
2092	\$	65,846,077.22	\$	1,033,783.41	\$	49,391.14
2093	\$	67,294,690.92	\$	1,056,526.65	\$	50,477.75
2094	\$	68,775,174.12	\$	1,079,770.23	\$	51,588.26
2095	\$	70,288,227.95	\$	1,103,525.18	\$	52,723.20
2096	\$	71,834,568.96	\$	1,127,802.73	\$	53,883.11
2097	\$	73,414,929.48	\$	1,152,614.39	\$	55,068.54
2098	\$	75,030,057.93	\$	1,177,971.91	\$	56,280.05
2099	\$	76,680,719.20	\$	1,203,887.29	\$	57,518.21
2100	\$	78,367,695.03	\$	1,230,372.81	\$	58,783.61
2101	\$	80,091,784.32	\$	1,257,441.01	\$	60,076.85
2102	\$	81,853,803.57	\$	1,285,104.72	\$	61,398.54
2103	\$	83,654,587.25	\$	1,313,377.02	\$	62,749.31
2104	\$	85,494,988.17	\$	1,342,271.31	\$	64,129.79
2105	\$	87,375,877.91	\$	1,371,801.28	\$	65,540.65
2106	\$	89,298,147.22	\$	1,401,980.91	\$	66,982.54
2107	\$	91,262,706.46	\$	1,432,824.49	\$	68,456.16
2108	\$	93,270,486.00	\$	1,464,346.63	\$	69,962.19
2109	\$	95,322,436.70	\$	1,496,562.26	\$	71,501.36
2110	\$	97,419,530.30	\$	1,529,486.63	\$	73,074.39
2111	\$	99,562,759.97	\$	1,563,135.33	\$	74,682.03
2112	\$	101,753,140.69	\$	1,597,524.31	\$	76,325.03
2113	\$	103,991,709.78	\$	1,632,669.84	\$	78,004.18
2114	\$	106,279,527.40	\$	1,668,588.58	\$	79,720.27
2115	\$	108,617,677.00	\$	1,705,297.53	\$	81,474.12
2116	\$	111,007,265.90	\$	1,742,814.07	\$	83,266.55
2117	\$	113,449,425.75	\$	1,781,155.98	\$	85,098.41
2118	\$	115,945,313.11	\$	1,820,341.42	\$	86,970.58
2119	\$	118,496,110.00	\$	1,860,388.93	\$	88,883.93

2054	\$	28,800,224.07	\$	452,163.52	\$	21,603.05
2055	\$	29,433,829.00	\$	462,111.12	\$	22,078.32
2056	\$	30,081,373.24	\$	472,277.56	\$	22,564.04
2057	\$	30,743,163.45	\$	482,667.67	\$	23,060.45
2058	\$	31,419,513.04	\$	493,286.35	\$	23,567.78
2059	\$	32,110,742.33	\$	504,138.65	\$	24,086.27
2060	\$	32,817,178.66	\$	515,229.70	\$	24,616.17
2061	\$	33,539,156.59	\$	526,564.76	\$	25,157.72
2062	\$	34,277,018.04	\$	538,149.18	\$	25,711.19
2063	\$	35,031,112.43	\$	549,988.47	\$	26,276.84
2064	\$	35,801,796.91	\$	562,088.21	\$	26,854.93
2065	\$	36,589,436.44	\$	574,454.15	\$	27,445.74
2066	\$	37,394,404.04	\$	587,092.14	\$	28,049.54
2067	\$	38,217,080.93	\$	600,008.17	\$	28,666.63
2068	\$	39,057,856.71	\$	613,208.35	\$	29,297.30
2069	\$	39,917,129.56	\$	626,698.93	\$	29,941.84
2070	\$	40,795,306.41	\$	640,486.31	\$	30,600.56
2071	\$	41,692,803.15	\$	654,577.01	\$	31,273.77
2072	\$	42,610,044.82	\$	668,977.70	\$	31,961.79
2073	\$	43,547,465.80	\$	683,695.21	\$	32,664.95
50 YEARS PROPERTY TAX COLLECTED			\$	20,287,725.84	\$	969,288.10
2074	\$	44,505,510.05	\$	698,736.51	\$	33,383.58
2075	\$	45,484,631.27	\$	714,108.71	\$	34,118.02
2076	\$	46,485,293.16	\$	729,819.10	\$	34,868.62
2077	\$	47,507,969.61	\$	745,875.12	\$	35,635.73
2078	\$	48,553,144.94	\$	762,284.38	\$	36,419.71
2079	\$	49,621,314.13	\$	779,054.63	\$	37,220.95
2080	\$	50,712,983.04	\$	796,193.83	\$	38,039.81
2081	\$	51,828,668.67	\$	813,710.10	\$	38,876.68
2082	\$	52,968,899.38	\$	831,611.72	\$	39,731.97
2083	\$	54,134,215.16	\$	849,907.18	\$	40,606.07
2084	\$	55,325,167.90	\$	868,605.14	\$	41,499.41
2085	\$	56,542,321.59	\$	887,714.45	\$	42,412.40

Lowell Township Projection (25%) 2023-2123

<u>YEAR</u>	<u>TAXABLE VALUE</u>	<u>City Levy</u>	<u>Twp Levy</u>
2023 \$	1,784,334.03	\$ 28,014.04	\$ 1,338.43
2024 \$	3,568,668.06	\$ 56,028.09	\$ 2,676.86
2025 \$	5,353,002.09	\$ 84,042.13	\$ 4,015.29
2026 \$	7,137,336.12	\$ 112,056.18	\$ 5,353.72
2027 \$	8,921,670.15	\$ 140,070.22	\$ 6,692.14
2028 \$	10,706,004.18	\$ 168,084.27	\$ 8,030.57
2029 \$	12,490,338.21	\$ 196,098.31	\$ 9,369.00
2030 \$	14,274,672.24	\$ 224,112.35	\$ 10,707.43
2031 \$	16,059,006.27	\$ 252,126.40	\$ 12,045.86
2032 \$	17,843,340.33	\$ 280,140.44	\$ 13,384.29
2033 \$	18,235,893.82	\$ 286,303.53	\$ 13,678.74
2034 \$	18,637,083.48	\$ 292,602.21	\$ 13,979.68
2035 \$	19,047,099.32	\$ 299,039.46	\$ 14,287.23
2036 \$	19,466,135.51	\$ 305,618.33	\$ 14,601.55
2037 \$	19,894,390.49	\$ 312,341.93	\$ 14,922.78
2038 \$	20,332,067.08	\$ 319,213.45	\$ 15,251.08
2039 \$	20,779,372.55	\$ 326,236.15	\$ 15,586.61
2040 \$	21,236,518.75	\$ 333,413.34	\$ 15,929.51
2041 \$	21,703,722.16	\$ 340,748.44	\$ 16,279.96
2042 \$	22,181,204.05	\$ 348,244.90	\$ 16,638.12
2043 \$	22,669,190.54	\$ 355,906.29	\$ 17,004.16
2044 \$	23,167,912.73	\$ 363,736.23	\$ 17,378.25
2045 \$	23,677,606.81	\$ 371,738.43	\$ 17,760.57
2046 \$	24,198,514.16	\$ 379,916.67	\$ 18,151.31
2047 \$	24,730,881.47	\$ 388,274.84	\$ 18,550.63
2048 \$	25,274,960.87	\$ 396,816.89	\$ 18,958.75
2049 \$	25,831,010.00	\$ 405,546.86	\$ 19,375.84
2050 \$	26,399,292.22	\$ 414,468.89	\$ 19,802.11
2051 \$	26,980,076.65	\$ 423,587.20	\$ 20,237.76
2052 \$	27,573,638.34	\$ 432,906.12	\$ 20,682.99
2053 \$	28,180,258.38	\$ 442,430.06	\$ 21,138.01

2120	\$	159,855,992.24	\$	2,509,739.08	\$	119,907.98
2121	\$	163,372,824.07	\$	2,564,953.34	\$	122,545.96
2122	\$	166,967,026.19	\$	2,621,382.31	\$	125,241.97
2123	\$	170,640,300.77	\$	2,679,052.72	\$	127,997.29
50 YEARS PROPERTY TAXES COLLECTED		\$	82,529,985.99	\$	3,943,040.92	

TOTAL PROPERTY TAXES 100 YEARS \$ 109,309,784.09 \$ 5,222,501.21

ASSUMPTIONS

100 YEAR 425 AGREEMENT RENEWABLE AFTER 50 YEARS

33 % OF CASCADE TOWNSHIP TAXABLE VALUE IN 2032 IS LOWELL TOWNSHIP'S PROJECT

PROPERTIES INCREASE 10% OF LOWELL TOWNSHIP'S PROPOSED 2032 TV FOR 2023-2032

AFTER 2032 TAXABLE VALUE DETERMINED BY ACTUAL AVERAGE INFLATION RATE MULTIPLIER SINCE ESTABLISHMENT OF PROPOSAL A 1.022

LOWELL CITY MILLAGE RATE IS 15.7 MILLS AND LOWELL TOWNSHIP MILLAGE RATE IS .7501

2086	\$	76,277,853.52	\$	1,197,562.30	\$	57,216.02
2087	\$	77,955,966.30	\$	1,223,908.67	\$	58,474.77
2088	\$	79,670,997.56	\$	1,250,834.66	\$	59,761.22
2089	\$	81,423,759.50	\$	1,278,353.02	\$	61,075.96
2090	\$	83,215,082.21	\$	1,306,476.79	\$	62,419.63
2091	\$	85,045,814.02	\$	1,335,219.28	\$	63,792.87
2092	\$	86,916,821.93	\$	1,364,594.10	\$	65,196.31
2093	\$	88,828,992.01	\$	1,394,615.17	\$	66,630.63
2094	\$	90,783,229.83	\$	1,425,296.71	\$	68,096.50
2095	\$	92,780,460.89	\$	1,456,653.24	\$	69,594.62
2096	\$	94,821,631.03	\$	1,488,699.61	\$	71,125.71
2097	\$	96,907,706.91	\$	1,521,451.00	\$	72,690.47
2098	\$	99,039,676.47	\$	1,554,922.92	\$	74,289.66
2099	\$	101,218,549.35	\$	1,589,131.22	\$	75,924.03
2100	\$	103,445,357.43	\$	1,624,092.11	\$	77,594.36
2101	\$	105,721,155.30	\$	1,659,822.14	\$	79,301.44
2102	\$	108,047,020.71	\$	1,696,338.23	\$	81,046.07
2103	\$	110,424,055.17	\$	1,733,657.67	\$	82,829.08
2104	\$	112,853,384.38	\$	1,771,798.13	\$	84,651.32
2105	\$	115,336,158.84	\$	1,810,777.69	\$	86,513.65
2106	\$	117,873,554.33	\$	1,850,614.80	\$	88,416.95
2107	\$	120,466,772.53	\$	1,891,328.33	\$	90,362.13
2108	\$	123,117,041.53	\$	1,932,937.55	\$	92,350.09
2109	\$	125,825,616.44	\$	1,975,462.18	\$	94,381.79
2110	\$	128,593,780.00	\$	2,018,922.35	\$	96,458.19
2111	\$	131,422,843.16	\$	2,063,338.64	\$	98,580.27
2112	\$	134,314,145.71	\$	2,108,732.09	\$	100,749.04
2113	\$	137,269,056.92	\$	2,155,124.19	\$	102,965.52
2114	\$	140,288,976.17	\$	2,202,536.93	\$	105,230.76
2115	\$	143,375,333.64	\$	2,250,992.74	\$	107,545.84
2116	\$	146,529,590.98	\$	2,300,514.58	\$	109,911.85
2117	\$	149,753,241.99	\$	2,351,125.90	\$	112,329.91
2118	\$	153,047,813.31	\$	2,402,850.67	\$	114,801.16
2119	\$	156,414,865.20	\$	2,455,713.38	\$	117,326.79

2054	\$	38,016,295.77	\$	596,855.84	\$	28,516.02
2055	\$	38,852,654.28	\$	609,986.67	\$	29,143.38
2056	\$	39,707,412.67	\$	623,406.38	\$	29,784.53
2057	\$	40,580,975.75	\$	637,121.32	\$	30,439.79
2058	\$	41,473,757.22	\$	651,137.99	\$	31,109.47
2059	\$	42,386,179.87	\$	665,463.02	\$	31,793.87
2060	\$	43,318,675.83	\$	680,103.21	\$	32,493.34
2061	\$	44,271,686.70	\$	695,065.48	\$	33,208.19
2062	\$	45,245,663.81	\$	710,356.92	\$	33,938.77
2063	\$	46,241,068.41	\$	725,984.77	\$	34,685.43
2064	\$	47,258,371.92	\$	741,956.44	\$	35,448.50
2065	\$	48,298,056.10	\$	758,279.48	\$	36,228.37
2066	\$	49,360,613.33	\$	774,961.63	\$	37,025.40
2067	\$	50,446,546.83	\$	792,010.79	\$	37,839.95
2068	\$	51,556,370.86	\$	809,435.02	\$	38,672.43
2069	\$	52,690,611.01	\$	827,242.59	\$	39,523.23
2070	\$	53,849,804.46	\$	845,441.93	\$	40,392.74
2071	\$	55,034,500.16	\$	864,041.65	\$	41,281.38
2072	\$	56,245,259.16	\$	883,050.57	\$	42,189.57
2073	\$	57,482,654.86	\$	902,477.68	\$	43,117.74
50 YEARS PROPERTY TAX COLLECTED		\$	26,779,798.10	\$	1,279,460.29	
2074	\$	58,747,273.27	\$	922,332.19	\$	44,066.33
2075	\$	60,039,713.28	\$	942,623.50	\$	45,035.79
2076	\$	61,360,586.97	\$	963,361.22	\$	46,026.58
2077	\$	62,710,519.88	\$	984,555.16	\$	47,039.16
2078	\$	64,090,151.32	\$	1,006,215.38	\$	48,074.02
2079	\$	65,500,134.65	\$	1,028,352.11	\$	49,131.65
2080	\$	66,941,137.61	\$	1,050,975.86	\$	50,212.55
2081	\$	68,413,842.64	\$	1,074,097.33	\$	51,317.22
2082	\$	69,918,947.18	\$	1,097,727.47	\$	52,446.20
2083	\$	71,457,164.02	\$	1,121,877.48	\$	53,600.02
2084	\$	73,029,221.63	\$	1,146,558.78	\$	54,779.22
2085	\$	74,635,864.50	\$	1,171,783.07	\$	55,984.36

Lowell Township Projection (33%) 2023-2123

<u>YEAR</u>	<u>TAXABLE VALUE</u>	<u>City Levy</u>	<u>Twp Levy</u>
2023 \$	2,355,320.92 \$	36,978.54 \$	1,766.73
2024 \$	4,710,641.84 \$	73,957.08 \$	3,533.45
2025 \$	7,065,962.76 \$	110,935.62 \$	5,300.18
2026 \$	9,421,283.68 \$	147,914.15 \$	7,066.90
2027 \$	11,776,604.60 \$	184,892.69 \$	8,833.63
2028 \$	14,131,925.52 \$	221,871.23 \$	10,600.36
2029 \$	16,487,246.44 \$	258,849.77 \$	12,367.08
2030 \$	18,842,567.36 \$	295,828.31 \$	14,133.81
2031 \$	21,197,888.28 \$	332,806.85 \$	15,900.54
2032 \$	23,553,209.24 \$	369,785.39 \$	17,667.26
2033 \$	24,071,379.84 \$	377,920.66 \$	18,055.94
2034 \$	24,600,950.20 \$	386,234.92 \$	18,453.17
2035 \$	25,142,171.10 \$	394,732.09 \$	18,859.14
2036 \$	25,695,298.87 \$	403,416.19 \$	19,274.04
2037 \$	26,260,595.44 \$	412,291.35 \$	19,698.07
2038 \$	26,838,328.54 \$	421,361.76 \$	20,131.43
2039 \$	27,428,771.77 \$	430,631.72 \$	20,574.32
2040 \$	28,032,204.75 \$	440,105.61 \$	21,026.96
2041 \$	28,648,913.26 \$	449,787.94 \$	21,489.55
2042 \$	29,279,189.35 \$	459,683.27 \$	21,962.32
2043 \$	29,923,331.51 \$	469,796.30 \$	22,445.49
2044 \$	30,581,644.81 \$	480,131.82 \$	22,939.29
2045 \$	31,254,440.99 \$	490,694.72 \$	23,443.96
2046 \$	31,942,038.69 \$	501,490.01 \$	23,959.72
2047 \$	32,644,763.54 \$	512,522.79 \$	24,486.84
2048 \$	33,362,948.34 \$	523,798.29 \$	25,025.55
2049 \$	34,096,933.21 \$	535,321.85 \$	25,576.11
2050 \$	34,847,065.74 \$	547,098.93 \$	26,138.78
2051 \$	35,613,701.18 \$	559,135.11 \$	26,713.84
2052 \$	36,397,202.61 \$	571,436.08 \$	27,301.54
2053 \$	37,197,941.07 \$	584,007.67 \$	27,902.18

2120	\$	242,206,048.84	\$	3,802,634.97	\$	181,678.76
2121	\$	247,534,581.92	\$	3,886,292.94	\$	185,675.69
2122	\$	252,980,342.72	\$	3,971,791.38	\$	189,760.56
2123	\$	258,545,910.26	\$	4,059,170.79	\$	193,935.29
50 YEARS PROPERTY TAXES COLLECTED			\$	125,045,433.31	\$	5,974,304.43

TOTAL PROPERTY TAXES 100 YEARS \$ 165,620,884.99 \$ 7,912,880.63

ASSUMPTIONS

100 YEAR 425 AGREEMENT RENEWABLE AFTER 50 YEARS

50 % OF CASCADE TOWNSHIP TAXABLE VALUE IN 2032 IS LOWELL TOWNSHIP'S PROJECT

PROPERTIES INCREASE 10% OF LOWELL TOWNSHIP'S PROPOSED 2032 TV FOR 2023-2032

AFTER 2032 TAXABLE VALUE DETERMINED BY ACTUAL AVERAGE INFLATION RATE MULTIPLIER SINCE ESTABLISHMENT OF PROPOSAL A 1.022

LOWELL CITY MILLAGE RATE IS 15.7 MILLS AND LOWELL TOWNSHIP MILLAGE RATE IS .7501

2086	\$	115,572,505.33	\$	1,814,488.33	\$	86,690.94
2087	\$	118,115,100.45	\$	1,854,407.08	\$	88,598.14
2088	\$	120,713,632.66	\$	1,895,204.03	\$	90,547.30
2089	\$	123,369,332.58	\$	1,936,898.52	\$	92,539.34
2090	\$	126,083,457.90	\$	1,979,510.29	\$	94,575.20
2091	\$	128,857,293.97	\$	2,023,059.52	\$	96,655.86
2092	\$	131,692,154.44	\$	2,067,566.82	\$	98,782.29
2093	\$	134,589,381.83	\$	2,113,053.29	\$	100,955.50
2094	\$	137,550,348.23	\$	2,159,540.47	\$	103,176.52
2095	\$	140,576,455.90	\$	2,207,050.36	\$	105,446.40
2096	\$	143,669,137.93	\$	2,255,605.47	\$	107,766.22
2097	\$	146,829,858.96	\$	2,305,228.79	\$	110,137.08
2098	\$	150,060,115.86	\$	2,355,943.82	\$	112,560.09
2099	\$	153,361,438.41	\$	2,407,774.58	\$	115,036.41
2100	\$	156,735,390.05	\$	2,460,745.62	\$	117,567.22
2101	\$	160,183,568.63	\$	2,514,882.03	\$	120,153.69
2102	\$	163,707,607.14	\$	2,570,209.43	\$	122,797.08
2103	\$	167,309,174.50	\$	2,626,754.04	\$	125,498.61
2104	\$	170,989,976.34	\$	2,684,542.63	\$	128,259.58
2105	\$	174,751,755.82	\$	2,743,602.57	\$	131,081.29
2106	\$	178,596,294.45	\$	2,803,961.82	\$	133,965.08
2107	\$	182,525,412.92	\$	2,865,648.98	\$	136,912.31
2108	\$	186,540,972.01	\$	2,928,693.26	\$	139,924.38
2109	\$	190,644,873.39	\$	2,993,124.51	\$	143,002.72
2110	\$	194,839,060.61	\$	3,058,973.25	\$	146,148.78
2111	\$	199,125,519.94	\$	3,126,270.66	\$	149,364.05
2112	\$	203,506,281.38	\$	3,195,048.62	\$	152,650.06
2113	\$	207,983,419.57	\$	3,265,339.69	\$	156,008.36
2114	\$	212,559,054.80	\$	3,337,177.16	\$	159,440.55
2115	\$	217,235,354.00	\$	3,410,595.06	\$	162,948.24
2116	\$	222,014,531.79	\$	3,485,628.15	\$	166,533.10
2117	\$	226,898,851.49	\$	3,562,311.97	\$	170,196.83
2118	\$	231,890,626.23	\$	3,640,682.83	\$	173,941.16
2119	\$	236,992,220.00	\$	3,720,777.85	\$	177,767.86

2054	\$	57,600,448.14	\$	904,327.04	\$	43,206.10
2055	\$	58,867,657.99	\$	924,222.23	\$	44,156.63
2056	\$	60,162,746.47	\$	944,555.12	\$	45,128.08
2057	\$	61,486,326.89	\$	965,335.33	\$	46,120.89
2058	\$	62,839,026.08	\$	986,572.71	\$	47,135.55
2059	\$	64,221,484.66	\$	1,008,277.31	\$	48,172.54
2060	\$	65,634,357.32	\$	1,030,459.41	\$	49,232.33
2061	\$	67,078,313.18	\$	1,053,129.52	\$	50,315.44
2062	\$	68,554,036.07	\$	1,076,298.37	\$	51,422.38
2063	\$	70,062,224.87	\$	1,099,976.93	\$	52,553.67
2064	\$	71,603,593.81	\$	1,124,176.42	\$	53,709.86
2065	\$	73,178,872.88	\$	1,148,908.30	\$	54,891.47
2066	\$	74,788,808.08	\$	1,174,184.29	\$	56,099.08
2067	\$	76,434,161.86	\$	1,200,016.34	\$	57,333.26
2068	\$	78,115,713.42	\$	1,226,416.70	\$	58,594.60
2069	\$	79,834,259.11	\$	1,253,397.87	\$	59,883.68
2070	\$	81,590,612.81	\$	1,280,972.62	\$	61,201.12
2071	\$	83,385,606.30	\$	1,309,154.02	\$	62,547.54
2072	\$	85,220,089.63	\$	1,337,955.41	\$	63,923.59
2073	\$	87,094,931.61	\$	1,367,390.43	\$	65,329.91

50 YEARS PROPERTY TAX COLLECTED **\$ 40,575,451.68** **\$ 1,938,576.20**

2074	\$	89,011,020.10	\$	1,397,473.02	\$	66,767.17
2075	\$	90,969,262.54	\$	1,428,217.42	\$	68,236.04
2076	\$	92,970,586.32	\$	1,459,638.21	\$	69,737.24
2077	\$	95,015,939.22	\$	1,491,750.25	\$	71,271.46
2078	\$	97,106,289.88	\$	1,524,568.75	\$	72,839.43
2079	\$	99,242,628.26	\$	1,558,109.26	\$	74,441.90
2080	\$	101,425,966.08	\$	1,592,387.67	\$	76,079.62
2081	\$	103,657,337.33	\$	1,627,420.20	\$	77,753.37
2082	\$	105,937,798.76	\$	1,663,223.44	\$	79,463.94
2083	\$	108,268,430.33	\$	1,699,814.36	\$	81,212.15
2084	\$	110,650,335.80	\$	1,737,210.27	\$	82,998.82
2085	\$	113,084,643.18	\$	1,775,428.90	\$	84,824.79

Lowell Township Projection (50%) 2023-2123

<u>YEAR</u>	<u>TAXABLE VALUE</u>	<u>City Levy</u>	<u>Twp Levy</u>
2023 \$	3,568,668.07	\$ 56,028.09	\$ 2,676.86
2024 \$	7,137,336.14	\$ 112,056.18	\$ 5,353.72
2025 \$	10,706,004.21	\$ 168,084.27	\$ 8,030.57
2026 \$	14,274,672.28	\$ 224,112.35	\$ 10,707.43
2027 \$	17,843,340.35	\$ 280,140.44	\$ 13,384.29
2028 \$	21,412,008.42	\$ 336,168.53	\$ 16,061.15
2029 \$	24,980,676.49	\$ 392,196.62	\$ 18,738.01
2030 \$	28,549,344.56	\$ 448,224.71	\$ 21,414.86
2031 \$	32,118,012.63	\$ 504,252.80	\$ 24,091.72
2032 \$	35,686,680.67	\$ 560,280.89	\$ 26,768.58
2033 \$	36,471,787.64	\$ 572,607.07	\$ 27,357.49
2034 \$	37,274,166.97	\$ 585,204.42	\$ 27,959.35
2035 \$	38,094,198.64	\$ 598,078.92	\$ 28,574.46
2036 \$	38,932,271.01	\$ 611,236.65	\$ 29,203.10
2037 \$	39,788,780.98	\$ 624,683.86	\$ 29,845.56
2038 \$	40,664,134.16	\$ 638,426.91	\$ 30,502.17
2039 \$	41,558,745.11	\$ 652,472.30	\$ 31,173.21
2040 \$	42,473,037.50	\$ 666,826.69	\$ 31,859.03
2041 \$	43,407,444.33	\$ 681,496.88	\$ 32,559.92
2042 \$	44,362,408.10	\$ 696,489.81	\$ 33,276.24
2043 \$	45,338,381.08	\$ 711,812.58	\$ 34,008.32
2044 \$	46,335,825.46	\$ 727,472.46	\$ 34,756.50
2045 \$	47,355,213.62	\$ 743,476.85	\$ 35,521.15
2046 \$	48,397,028.32	\$ 759,833.34	\$ 36,302.61
2047 \$	49,461,762.95	\$ 776,549.68	\$ 37,101.27
2048 \$	50,549,921.73	\$ 793,633.77	\$ 37,917.50
2049 \$	51,662,020.01	\$ 811,093.71	\$ 38,751.68
2050 \$	52,798,584.45	\$ 828,937.78	\$ 39,604.22
2051 \$	53,960,153.31	\$ 847,174.41	\$ 40,475.51
2052 \$	55,147,276.68	\$ 865,812.24	\$ 41,365.97
2053 \$	56,360,516.77	\$ 884,860.11	\$ 42,276.02

2120	\$	363,309,073.26	\$	5,703,952.45	\$	272,518.14
2121	\$	371,301,872.88	\$	5,829,439.40	\$	278,513.53
2122	\$	379,470,514.08	\$	5,957,687.07	\$	284,640.83
2123	\$	387,818,865.39	\$	6,088,756.19	\$	290,902.93
50 YEARS PROPERTY TAXES COLLECTED			\$	187,568,149.97	\$	8,961,456.64

TOTAL PROPERTY TAXES 100 YEARS \$ 248,431,327.48 \$ 11,869,320.94

ASSUMPTIONS

100 YEAR 425 AGREEMENT RENEWABLE AFTER 50 YEARS

75 % OF CASCADE TOWNSHIP TAXABLE VALUE IN 2032 IS LOWELL TOWNSHIP'S PROJECT

PROPERTIES INCREASE 10% OF LOWELL TOWNSHIP'S PROPOSED 2032 TV FOR 2023-2032

AFTER 2032 TAXABLE VALUE DETERMINED BY ACTUAL AVERAGE INFLATION RATE MULTIPLIER SINCE ESTABLISHMENT OF PROPOSAL A 1.022

LOWELL CITY MILLAGE RATE IS 15.7 MILLS AND LOWELL TOWNSHIP MILLAGE RATE IS .7501

2086	\$	173,358,758.00	\$	2,721,732.50	\$	130,036.40
2087	\$	177,172,650.68	\$	2,781,610.62	\$	132,897.21
2088	\$	181,070,448.99	\$	2,842,806.05	\$	135,820.94
2089	\$	185,053,998.87	\$	2,905,347.78	\$	138,809.00
2090	\$	189,125,186.84	\$	2,969,265.43	\$	141,862.80
2091	\$	193,285,940.95	\$	3,034,589.27	\$	144,983.78
2092	\$	197,538,231.66	\$	3,101,350.24	\$	148,173.43
2093	\$	201,884,072.75	\$	3,169,579.94	\$	151,433.24
2094	\$	206,325,522.35	\$	3,239,310.70	\$	154,764.77
2095	\$	210,864,683.84	\$	3,310,575.54	\$	158,169.60
2096	\$	215,503,706.89	\$	3,383,408.20	\$	161,649.33
2097	\$	220,244,788.44	\$	3,457,843.18	\$	165,205.62
2098	\$	225,090,173.79	\$	3,533,915.73	\$	168,840.14
2099	\$	230,042,157.61	\$	3,611,661.87	\$	172,554.62
2100	\$	235,103,085.08	\$	3,691,118.44	\$	176,350.82
2101	\$	240,275,352.95	\$	3,772,323.04	\$	180,230.54
2102	\$	245,561,410.71	\$	3,855,314.15	\$	184,195.61
2103	\$	250,963,761.75	\$	3,940,131.06	\$	188,247.92
2104	\$	256,484,964.51	\$	4,026,813.94	\$	192,389.37
2105	\$	262,127,633.73	\$	4,115,403.85	\$	196,621.94
2106	\$	267,894,441.67	\$	4,205,942.73	\$	200,947.62
2107	\$	273,788,119.39	\$	4,298,473.47	\$	205,368.47
2108	\$	279,811,458.01	\$	4,393,039.89	\$	209,886.57
2109	\$	285,967,310.09	\$	4,489,686.77	\$	214,504.08
2110	\$	292,258,590.91	\$	4,588,459.88	\$	219,223.17
2111	\$	298,688,279.91	\$	4,689,405.99	\$	224,046.08
2112	\$	305,259,422.07	\$	4,792,572.93	\$	228,975.09
2113	\$	311,975,129.35	\$	4,898,009.53	\$	234,012.54
2114	\$	318,838,582.20	\$	5,005,765.74	\$	239,160.82
2115	\$	325,853,031.01	\$	5,115,892.59	\$	244,422.36
2116	\$	333,021,797.69	\$	5,228,442.22	\$	249,799.65
2117	\$	340,348,277.24	\$	5,343,467.95	\$	255,295.24
2118	\$	347,835,939.34	\$	5,461,024.25	\$	260,911.74
2119	\$	355,488,330.00	\$	5,581,166.78	\$	266,651.80

2054	\$	86,400,672.20	\$	1,356,490.55	\$	64,809.14
2055	\$	88,301,486.99	\$	1,386,333.35	\$	66,234.95
2056	\$	90,244,119.71	\$	1,416,832.68	\$	67,692.11
2057	\$	92,229,490.34	\$	1,448,003.00	\$	69,181.34
2058	\$	94,258,539.13	\$	1,479,859.06	\$	70,703.33
2059	\$	96,332,226.99	\$	1,512,415.96	\$	72,258.80
2060	\$	98,451,535.98	\$	1,545,689.11	\$	73,848.50
2061	\$	100,617,469.77	\$	1,579,694.28	\$	75,473.16
2062	\$	102,831,054.11	\$	1,614,447.55	\$	77,133.57
2063	\$	105,093,337.30	\$	1,649,965.40	\$	78,830.51
2064	\$	107,405,390.72	\$	1,686,264.63	\$	80,564.78
2065	\$	109,768,309.31	\$	1,723,362.46	\$	82,337.21
2066	\$	112,183,212.12	\$	1,761,276.43	\$	84,148.63
2067	\$	114,651,242.79	\$	1,800,024.51	\$	85,999.90
2068	\$	117,173,570.13	\$	1,839,625.05	\$	87,891.89
2069	\$	119,751,388.67	\$	1,880,096.80	\$	89,825.52
2070	\$	122,385,919.22	\$	1,921,458.93	\$	91,801.68
2071	\$	125,078,409.44	\$	1,963,731.03	\$	93,821.31
2072	\$	127,830,134.45	\$	2,006,933.11	\$	95,885.38
2073	\$	130,642,397.41	\$	2,051,085.64	\$	97,994.86

50 YEARS PROPERTY TAX COLLECTED \$ **60,863,177.51** \$ **2,907,864.30**

2074	\$	133,516,530.15	\$	2,096,209.52	\$	100,150.75
2075	\$	136,453,893.82	\$	2,142,326.13	\$	102,354.07
2076	\$	139,455,879.48	\$	2,189,457.31	\$	104,605.86
2077	\$	142,523,908.83	\$	2,237,625.37	\$	106,907.18
2078	\$	145,659,434.82	\$	2,286,853.13	\$	109,259.14
2079	\$	148,863,942.39	\$	2,337,163.90	\$	111,662.84
2080	\$	152,138,949.12	\$	2,388,581.50	\$	114,119.43
2081	\$	155,486,006.00	\$	2,441,130.29	\$	116,630.05
2082	\$	158,906,698.13	\$	2,494,835.16	\$	119,195.91
2083	\$	162,402,645.49	\$	2,549,721.53	\$	121,818.22
2084	\$	165,975,503.69	\$	2,605,815.41	\$	124,498.23
2085	\$	169,626,964.77	\$	2,663,143.35	\$	127,237.19

Lowell Township Projection (75%) 2023-2123

<u>YEAR</u>	<u>TAXABLE VALUE</u>	<u>City Levy</u>	<u>Twp Levy</u>
2023 \$	5,353,002.10	\$ 84,042.13	\$ 4,015.29
2024 \$	10,706,004.20	\$ 168,084.27	\$ 8,030.57
2025 \$	16,059,006.30	\$ 252,126.40	\$ 12,045.86
2026 \$	21,412,008.40	\$ 336,168.53	\$ 16,061.15
2027 \$	26,765,010.50	\$ 420,210.66	\$ 20,076.43
2028 \$	32,118,012.60	\$ 504,252.80	\$ 24,091.72
2029 \$	37,471,014.70	\$ 588,294.93	\$ 28,107.01
2030 \$	42,824,016.80	\$ 672,337.06	\$ 32,122.30
2031 \$	48,177,018.90	\$ 756,379.20	\$ 36,137.58
2032 \$	53,530,021.00	\$ 840,421.33	\$ 40,152.87
2033 \$	54,707,681.46	\$ 858,910.60	\$ 41,036.23
2034 \$	55,911,250.45	\$ 877,806.63	\$ 41,939.03
2035 \$	57,141,297.96	\$ 897,118.38	\$ 42,861.69
2036 \$	58,398,406.52	\$ 916,854.98	\$ 43,804.64
2037 \$	59,683,171.46	\$ 937,025.79	\$ 44,768.35
2038 \$	60,996,201.24	\$ 957,640.36	\$ 45,753.25
2039 \$	62,338,117.66	\$ 978,708.45	\$ 46,759.82
2040 \$	63,709,556.25	\$ 1,000,240.03	\$ 47,788.54
2041 \$	65,111,166.49	\$ 1,022,245.31	\$ 48,839.89
2042 \$	66,543,612.15	\$ 1,044,734.71	\$ 49,914.36
2043 \$	68,007,571.62	\$ 1,067,718.87	\$ 51,012.48
2044 \$	69,503,738.19	\$ 1,091,208.69	\$ 52,134.75
2045 \$	71,032,820.43	\$ 1,115,215.28	\$ 53,281.72
2046 \$	72,595,542.48	\$ 1,139,750.02	\$ 54,453.92
2047 \$	74,192,644.42	\$ 1,164,824.52	\$ 55,651.90
2048 \$	75,824,882.60	\$ 1,190,450.66	\$ 56,876.24
2049 \$	77,493,030.01	\$ 1,216,640.57	\$ 58,127.52
2050 \$	79,197,876.67	\$ 1,243,406.66	\$ 59,406.33
2051 \$	80,940,229.96	\$ 1,270,761.61	\$ 60,713.27
2052 \$	82,720,915.02	\$ 1,298,718.37	\$ 62,048.96
2053 \$	84,540,775.15	\$ 1,327,290.17	\$ 63,414.04

2114	\$	425,118,109.60	\$	6,674,354.32	\$	318,881.09
2115	\$	434,470,708.01	\$	6,821,190.12	\$	325,896.48
2116	\$	444,029,063.59	\$	6,971,256.30	\$	333,066.20
2117	\$	453,797,702.98	\$	7,124,623.94	\$	340,393.66
2118	\$	463,781,252.45	\$	7,281,365.66	\$	347,882.32
2119	\$	473,984,440.00	\$	7,441,555.71	\$	355,535.73
50 YEARS PROPERTY TAXES COLLECTED		\$	229,242,031.42	\$	10,952,512.60	

TOTAL PROPERTY TAXES 100 YEARS \$ 307,325,954.73 \$ 14,683,133.67

ASSUMPTIONS

2020 VALUE DETERMINED BY ACTUAL INFLATION RATE MULTIPLIER 1.019

2020 VALUE DETERMINED BY ACTUAL INFLATION RATE MULTIPLIER OF 1.014

YEAR 2022-2119 TAXABLE VALUE DETERMINED BY ACTUAL AVERAGE INFLATION RATE MULTIPLIER SINCE ESTABLISHMENT OF PROPOSAL A 1.022

2080	\$	202,851,932.16	\$	3,184,775.33	\$	152,159.23
2081	\$	207,314,674.67	\$	3,254,840.39	\$	155,506.74
2082	\$	211,875,597.51	\$	3,326,446.88	\$	158,927.89
2083	\$	216,536,860.66	\$	3,399,628.71	\$	162,424.30
2084	\$	221,300,671.59	\$	3,474,420.54	\$	165,997.63
2085	\$	226,169,286.37	\$	3,550,857.80	\$	169,649.58
2086	\$	231,145,010.67	\$	3,628,976.67	\$	173,381.87
2087	\$	236,230,200.90	\$	3,708,814.15	\$	177,196.27
2088	\$	241,427,265.32	\$	3,790,408.07	\$	181,094.59
2089	\$	246,738,665.16	\$	3,873,797.04	\$	185,078.67
2090	\$	252,166,915.79	\$	3,959,020.58	\$	189,150.40
2091	\$	257,714,587.94	\$	4,046,119.03	\$	193,311.71
2092	\$	263,384,308.87	\$	4,135,133.65	\$	197,564.57
2093	\$	269,178,763.67	\$	4,226,106.59	\$	201,910.99
2094	\$	275,100,696.47	\$	4,319,080.93	\$	206,353.03
2095	\$	281,152,911.79	\$	4,414,100.72	\$	210,892.80
2096	\$	287,338,275.85	\$	4,511,210.93	\$	215,532.44
2097	\$	293,659,717.92	\$	4,610,457.57	\$	220,274.15
2098	\$	300,120,231.71	\$	4,711,887.64	\$	225,120.19
2099	\$	306,722,876.81	\$	4,815,549.17	\$	230,072.83
2100	\$	313,470,780.10	\$	4,921,491.25	\$	235,134.43
2101	\$	320,367,137.26	\$	5,029,764.06	\$	240,307.39
2102	\$	327,415,214.28	\$	5,140,418.86	\$	245,594.15
2103	\$	334,618,349.00	\$	5,253,508.08	\$	250,997.22
2104	\$	341,979,952.68	\$	5,369,085.26	\$	256,519.16
2105	\$	349,503,511.64	\$	5,487,205.13	\$	262,162.58
2106	\$	357,192,588.89	\$	5,607,923.65	\$	267,930.16
2107	\$	365,050,825.85	\$	5,731,297.97	\$	273,824.62
2108	\$	373,081,944.02	\$	5,857,386.52	\$	279,848.77
2109	\$	381,289,746.78	\$	5,986,249.02	\$	286,005.44
2110	\$	389,678,121.21	\$	6,117,946.50	\$	292,297.56
2111	\$	398,251,039.88	\$	6,252,541.33	\$	298,728.11
2112	\$	407,012,562.76	\$	6,390,097.24	\$	305,300.12
2113	\$	415,966,839.14	\$	6,530,679.37	\$	312,016.73

2048	\$	101,099,843.46	\$	1,587,267.54	\$	75,834.99
2049	\$	103,324,040.02	\$	1,622,187.43	\$	77,503.36
2050	\$	105,597,168.90	\$	1,657,875.55	\$	79,208.44
2051	\$	107,920,306.61	\$	1,694,348.81	\$	80,951.02
2052	\$	110,294,553.36	\$	1,731,624.49	\$	82,731.94
2053	\$	112,721,033.53	\$	1,769,720.23	\$	84,552.05
2054	\$	115,200,896.27	\$	1,808,654.07	\$	86,412.19
2055	\$	117,735,315.99	\$	1,848,444.46	\$	88,313.26
2056	\$	120,325,492.94	\$	1,889,110.24	\$	90,256.15
2057	\$	122,972,653.79	\$	1,930,670.66	\$	92,241.79
2058	\$	125,678,052.17	\$	1,973,145.42	\$	94,271.11
2059	\$	128,442,969.32	\$	2,016,554.62	\$	96,345.07
2060	\$	131,268,714.64	\$	2,060,918.82	\$	98,464.66
2061	\$	134,156,626.36	\$	2,106,259.03	\$	100,630.89
2062	\$	137,108,072.14	\$	2,152,596.73	\$	102,844.76
2063	\$	140,124,449.73	\$	2,199,953.86	\$	105,107.35
2064	\$	143,207,187.62	\$	2,248,352.85	\$	107,419.71
2065	\$	146,357,745.75	\$	2,297,816.61	\$	109,782.95
2066	\$	149,577,616.16	\$	2,348,368.57	\$	112,198.17
2067	\$	152,868,323.71	\$	2,400,032.68	\$	114,666.53
2068	\$	156,231,426.84	\$	2,452,833.40	\$	117,189.19
2069	\$	159,668,518.23	\$	2,506,795.74	\$	119,767.36
50 YEARS PROPERTY TAXES COLLECTED		\$	78,083,923.31	\$	3,730,621.07	
2070	\$	163,181,225.63	\$	2,561,945.24	\$	122,402.24
2071	\$	166,771,212.59	\$	2,618,308.04	\$	125,095.09
2072	\$	170,440,179.27	\$	2,675,910.81	\$	127,847.18
2073	\$	174,189,863.21	\$	2,734,780.85	\$	130,659.82
2074	\$	178,022,040.20	\$	2,794,946.03	\$	133,534.33
2075	\$	181,938,525.09	\$	2,856,434.84	\$	136,472.09
2076	\$	185,941,172.64	\$	2,919,276.41	\$	139,474.47
2077	\$	190,031,878.44	\$	2,983,500.49	\$	142,542.91
2078	\$	194,212,579.76	\$	3,049,137.50	\$	145,678.86
2079	\$	198,485,256.52	\$	3,116,218.53	\$	148,883.79

Cascade Township Taxable Value Projection 2019-2119

YEAR	TAXABLE VALUE	City Levy	Twp Levy
2019	\$ 54,370,604.00	\$ 853,618.48	\$ 40,783.39
2020	\$ 55,403,645.48	\$ 869,837.23	\$ 41,558.27
2021	\$ 56,179,296.51	\$ 882,014.96	\$ 42,140.09
2022	\$ 57,415,241.04	\$ 901,419.28	\$ 43,067.17
2023	\$ 58,678,376.34	\$ 921,250.51	\$ 44,014.65
2024	\$ 59,969,300.62	\$ 941,518.02	\$ 44,982.97
2025	\$ 61,288,625.23	\$ 962,231.42	\$ 45,972.60
2026	\$ 62,636,974.99	\$ 983,400.51	\$ 46,983.99
2027	\$ 64,014,988.44	\$ 1,005,035.32	\$ 48,017.64
2028	\$ 65,423,318.18	\$ 1,027,146.10	\$ 49,074.03
2029	\$ 66,862,631.18	\$ 1,049,743.31	\$ 50,153.66
2030	\$ 68,333,609.07	\$ 1,072,837.66	\$ 51,257.04
2031	\$ 69,836,948.47	\$ 1,096,440.09	\$ 52,384.70
2032	\$ 71,373,361.33	\$ 1,120,561.77	\$ 53,537.16
2033	\$ 72,943,575.28	\$ 1,145,214.13	\$ 54,714.98
2034	\$ 74,548,333.94	\$ 1,170,408.84	\$ 55,918.71
2035	\$ 76,188,397.29	\$ 1,196,157.84	\$ 57,148.92
2036	\$ 77,864,542.03	\$ 1,222,473.31	\$ 58,406.19
2037	\$ 79,577,561.95	\$ 1,249,367.72	\$ 59,691.13
2038	\$ 81,328,268.31	\$ 1,276,853.81	\$ 61,004.33
2039	\$ 83,117,490.22	\$ 1,304,944.60	\$ 62,346.43
2040	\$ 84,946,075.00	\$ 1,333,653.38	\$ 63,718.05
2041	\$ 86,814,888.65	\$ 1,362,993.75	\$ 65,119.85
2042	\$ 88,724,816.20	\$ 1,392,979.61	\$ 66,552.48
2043	\$ 90,676,762.16	\$ 1,423,625.17	\$ 68,016.64
2044	\$ 92,671,650.93	\$ 1,454,944.92	\$ 69,513.01
2045	\$ 94,710,427.25	\$ 1,486,953.71	\$ 71,042.29
2046	\$ 96,794,056.65	\$ 1,519,666.69	\$ 72,605.22
2047	\$ 98,923,525.89	\$ 1,553,099.36	\$ 74,202.54

Property Value of properties in current service area

	<u>FY 2021</u>		<u>FY 2020</u>	
Taxable Value	\$	38,484,990.00	\$	38,032,379.00
\$ if 15.7 mills were levied	\$	604,214.34	\$	597,108.35

PPN	SEVTRIBUNAL1	TAXABLETRIBUNAL1	SEVTRIBUNAL2	TAXABLETRIBUNAL2
41-20-04-101-014	\$ 32,400.00	\$ 16,239.00	\$ 32,400.00	\$ 16,015.00
41-20-04-129-002	\$ 174,700.00	\$ 174,700.00	\$ 174,700.00	\$ 174,700.00
41-20-04-151-001	\$ 136,100.00	\$ 104,728.00	\$ 136,100.00	\$ 103,283.00
41-20-04-151-002	\$ 110,000.00	\$ 108,662.00	\$ 110,000.00	\$ 107,162.00
41-20-04-174-005	\$ 91,300.00	\$ 91,300.00	\$ 91,300.00	\$ 91,300.00
41-20-04-174-012	\$ 124,200.00	\$ 95,922.00	\$ 124,200.00	\$ 94,598.00
41-20-04-200-015	\$ 75,100.00	\$ 68,450.00	\$ 75,100.00	\$ 67,505.00
41-20-04-301-003	\$ 141,400.00	\$ 102,015.00	\$ 141,400.00	\$ 100,607.00
41-20-04-327-013	\$ 105,800.00	\$ 82,160.00	\$ 105,800.00	\$ 81,026.00
41-20-04-330-010	\$ 96,800.00	\$ 90,958.00	\$ 96,800.00	\$ 89,703.00
41-20-04-330-013	\$ 94,600.00	\$ 94,600.00	\$ 94,600.00	\$ 94,600.00
41-20-04-332-001	\$ 110,100.00	\$ 101,361.00	\$ 110,100.00	\$ 99,962.00
41-20-04-352-001	\$ 3,424,200.00	\$ 2,407,952.00	\$ 3,424,200.00	\$ 2,374,707.00
41-20-04-378-016	\$ 92,600.00	\$ 88,395.00	\$ 92,600.00	\$ 87,175.00
41-20-04-129-004	\$ 23,000.00	\$ 3,596.00	\$ 23,000.00	\$ 3,547.00
41-20-04-130-002	\$ 35,200.00	\$ 12,713.00	\$ 35,200.00	\$ 12,538.00
41-20-04-201-009	\$ 152,500.00	\$ 148,480.00	\$ 152,500.00	\$ 146,430.00
41-20-04-201-019	\$ 174,600.00	\$ 174,600.00	\$ 174,600.00	\$ 174,600.00
41-20-04-202-007	\$ 137,200.00	\$ 136,592.00	\$ 137,200.00	\$ 134,707.00
41-20-04-327-004	\$ 106,500.00	\$ 80,888.00	\$ 106,500.00	\$ 79,772.00
41-20-04-327-016	\$ 104,800.00	\$ 103,756.00	\$ 104,800.00	\$ 102,324.00
41-20-04-329-011	\$ 93,200.00	\$ 74,085.00	\$ 93,200.00	\$ 73,063.00
41-20-04-330-014	\$ 87,300.00	\$ 77,948.00	\$ 87,300.00	\$ 76,872.00
41-20-04-376-009	\$ 86,200.00	\$ 86,200.00	\$ 86,200.00	\$ 86,200.00
41-20-04-376-010	\$ 95,400.00	\$ 95,400.00	\$ 95,400.00	\$ 95,400.00
41-20-04-101-004	\$ 125,500.00	\$ 88,410.00	\$ 125,500.00	\$ 87,190.00
41-20-04-101-005	\$ 89,300.00	\$ 68,257.00	\$ 89,300.00	\$ 67,315.00
41-20-04-151-003	\$ 53,400.00	\$ 48,149.00	\$ 53,400.00	\$ 47,485.00
41-20-04-174-011	\$ 101,800.00	\$ 88,970.00	\$ 101,800.00	\$ 87,742.00
41-20-04-200-010	\$ 139,200.00	\$ 108,963.00	\$ 139,200.00	\$ 107,459.00
41-20-04-201-001	\$ 163,300.00	\$ 148,339.00	\$ 163,300.00	\$ 146,291.00
41-20-04-201-018	\$ 190,100.00	\$ 185,677.00	\$ 190,100.00	\$ 183,114.00
41-20-04-101-012	\$ 21,200.00	\$ 6,756.00	\$ 21,200.00	\$ 6,663.00

41-20-04-101-013	\$	62,200.00	\$	53,792.00	\$	62,200.00	\$	57,981.00
41-20-04-130-001	\$	141,300.00	\$	141,300.00	\$	141,300.00	\$	141,300.00
41-20-04-174-003	\$	103,000.00	\$	80,688.00	\$	103,000.00	\$	79,574.00
41-20-04-201-008	\$	168,700.00	\$	167,428.00	\$	168,700.00	\$	165,117.00
41-20-04-202-012	\$	150,400.00	\$	150,400.00	\$	150,400.00	\$	150,400.00
41-20-04-329-001	\$	85,400.00	\$	67,031.00	\$	85,400.00	\$	66,106.00
41-20-04-331-002	\$	114,100.00	\$	93,501.00	\$	114,100.00	\$	97,142.00
41-20-04-331-006	\$	119,000.00	\$	90,787.00	\$	119,000.00	\$	89,534.00
41-20-04-331-015	\$	95,100.00	\$	73,838.00	\$	95,100.00	\$	72,819.00
41-20-04-332-012	\$	96,700.00	\$	81,698.00	\$	96,700.00	\$	80,571.00
41-20-04-376-007	\$	98,600.00	\$	86,803.00	\$	98,600.00	\$	85,605.00
41-20-04-378-003	\$	102,800.00	\$	85,672.00	\$	102,800.00	\$	84,490.00
41-20-04-378-011	\$	-	\$	-	\$	-	\$	-
41-20-04-201-010	\$	152,800.00	\$	143,790.00	\$	152,800.00	\$	146,736.00
41-20-04-327-010	\$	96,300.00	\$	77,076.00	\$	96,300.00	\$	76,012.00
41-20-04-329-009	\$	122,300.00	\$	91,313.00	\$	122,300.00	\$	90,053.00
41-20-04-329-010	\$	91,700.00	\$	81,966.00	\$	91,700.00	\$	80,835.00
41-20-04-330-003	\$	87,800.00	\$	68,986.00	\$	87,800.00	\$	68,034.00
41-20-04-331-014	\$	114,700.00	\$	114,700.00	\$	114,700.00	\$	114,700.00
41-20-04-101-003	\$	-	\$	-	\$	-	\$	-
41-20-04-101-008	\$	153,500.00	\$	146,858.00	\$	153,500.00	\$	144,831.00
41-20-04-130-004	\$	94,200.00	\$	94,200.00	\$	94,200.00	\$	94,200.00
41-20-04-200-017	\$	86,800.00	\$	69,976.00	\$	86,800.00	\$	69,010.00
41-20-04-200-020	\$	161,100.00	\$	110,585.00	\$	161,100.00	\$	109,059.00
41-20-04-202-002	\$	138,400.00	\$	134,944.00	\$	138,400.00	\$	133,081.00
41-20-04-130-006	\$	26,000.00	\$	3,384.00	\$	26,000.00	\$	3,338.00
41-20-04-174-001	\$	106,200.00	\$	82,624.00	\$	106,200.00	\$	81,484.00
41-20-04-178-001	\$	182,700.00	\$	182,700.00	\$	182,700.00	\$	182,700.00
41-20-04-202-001	\$	150,000.00	\$	146,103.00	\$	150,000.00	\$	144,086.00
41-20-04-202-008	\$	139,800.00	\$	136,184.00	\$	139,800.00	\$	134,304.00
41-20-04-204-001	\$	30,000.00	\$	4,442.00	\$	30,000.00	\$	4,381.00
41-20-04-301-002	\$	62,200.00	\$	36,415.00	\$	62,200.00	\$	35,913.00
41-20-04-326-002	\$	94,700.00	\$	75,457.00	\$	94,700.00	\$	74,416.00
41-20-04-402-002	\$	124,600.00	\$	122,958.00	\$	124,600.00	\$	121,261.00

41-20-04-426-003	\$	100,000.00	\$	91,122.00	\$	100,000.00	\$	89,864.00
41-20-04-426-042	\$	312,300.00	\$	304,915.00	\$	312,300.00	\$	300,706.00
41-20-04-451-017	\$	108,700.00	\$	95,325.00	\$	108,700.00	\$	94,009.00
41-20-04-403-014	\$	97,500.00	\$	74,996.00	\$	97,500.00	\$	73,961.00
41-20-04-451-005	\$	100,900.00	\$	99,502.00	\$	100,900.00	\$	98,129.00
41-20-04-451-012	\$	125,100.00	\$	95,132.00	\$	125,100.00	\$	93,819.00
41-20-05-280-007	\$	109,000.00	\$	76,837.00	\$	109,000.00	\$	75,777.00
41-20-04-327-005	\$	102,800.00	\$	80,009.00	\$	102,800.00	\$	78,905.00
41-20-04-327-008	\$	105,000.00	\$	88,630.00	\$	105,000.00	\$	87,407.00
41-20-04-329-003	\$	89,500.00	\$	83,796.00	\$	89,500.00	\$	82,640.00
41-20-04-329-006	\$	127,800.00	\$	127,800.00	\$	127,800.00	\$	127,800.00
41-20-04-329-007	\$	108,400.00	\$	108,400.00	\$	108,400.00	\$	108,400.00
41-20-04-331-010	\$	136,800.00	\$	103,823.00	\$	136,800.00	\$	102,390.00
41-20-04-378-015	\$	204,100.00	\$	142,736.00	\$	204,100.00	\$	140,766.00
41-20-04-401-033	\$	2,371,100.00	\$	1,053,597.00	\$	2,371,100.00	\$	1,039,051.00
41-20-04-403-007	\$	116,700.00	\$	85,512.00	\$	116,700.00	\$	84,332.00
41-20-04-403-015	\$	117,800.00	\$	103,765.00	\$	117,800.00	\$	102,333.00
41-20-04-403-020	\$	105,100.00	\$	105,100.00	\$	105,100.00	\$	105,100.00
41-20-04-410-006	\$	121,600.00	\$	121,600.00	\$	121,600.00	\$	121,600.00
41-20-04-410-009	\$	133,200.00	\$	107,336.00	\$	133,200.00	\$	105,855.00
41-20-04-426-031	\$	59,600.00	\$	35,952.00	\$	59,600.00	\$	35,456.00
41-20-04-451-009	\$	118,900.00	\$	90,844.00	\$	118,900.00	\$	89,590.00
41-20-05-280-008	\$	16,400.00	\$	9,142.00	\$	16,400.00	\$	9,016.00
41-20-04-401-003	\$	11,100.00	\$	4,147.00	\$	11,100.00	\$	4,090.00
41-20-04-401-004	\$	48,400.00	\$	46,130.00	\$	48,400.00	\$	45,494.00
41-20-04-401-032	\$	2,371,100.00	\$	1,053,597.00	\$	2,371,100.00	\$	1,039,051.00
41-20-04-401-043	\$	475,200.00	\$	475,200.00	\$	475,200.00	\$	475,200.00
41-20-04-402-007	\$	115,400.00	\$	92,302.00	\$	115,400.00	\$	91,028.00
41-20-04-410-005	\$	125,000.00	\$	108,565.00	\$	125,000.00	\$	107,067.00
41-20-04-426-043	\$	4,348,900.00	\$	3,957,795.00	\$	4,348,900.00	\$	3,903,151.00
41-20-04-451-021	\$	171,800.00	\$	126,190.00	\$	171,800.00	\$	124,448.00
41-20-04-126-004	\$	183,700.00	\$	147,043.00	\$	183,700.00	\$	145,013.00
41-20-04-174-002	\$	94,900.00	\$	74,764.00	\$	94,900.00	\$	73,732.00
41-20-04-200-031	\$	107,100.00	\$	88,659.00	\$	107,100.00	\$	87,435.00

41-20-04-201-002	\$	157,800.00	\$	153,439.00	\$	157,800.00	\$	151,321.00
41-20-04-202-006	\$	136,700.00	\$	133,084.00	\$	136,700.00	\$	131,247.00
41-20-04-202-011	\$	150,100.00	\$	140,298.00	\$	150,100.00	\$	138,361.00
41-20-04-326-001	\$	113,300.00	\$	110,778.00	\$	113,300.00	\$	109,249.00
41-20-04-328-003	\$	96,900.00	\$	92,503.00	\$	96,900.00	\$	91,226.00
41-20-04-331-005	\$	109,300.00	\$	84,861.00	\$	109,300.00	\$	83,690.00
41-20-04-332-004	\$	106,100.00	\$	82,275.00	\$	106,100.00	\$	81,140.00
41-20-04-332-011	\$	116,200.00	\$	116,200.00	\$	116,200.00	\$	116,200.00
41-20-04-332-013	\$	133,800.00	\$	-	\$	-	\$	-
41-20-04-376-006	\$	91,400.00	\$	72,752.00	\$	91,400.00	\$	71,748.00
41-20-04-403-005	\$	119,600.00	\$	117,020.00	\$	119,600.00	\$	115,405.00
41-20-04-403-009	\$	116,800.00	\$	100,605.00	\$	116,800.00	\$	99,216.00
41-20-04-403-013	\$	114,900.00	\$	106,652.00	\$	114,900.00	\$	105,180.00
41-20-04-403-018	\$	111,800.00	\$	110,249.00	\$	111,800.00	\$	108,727.00
41-20-04-403-029	\$	110,800.00	\$	110,800.00	\$	110,800.00	\$	110,800.00
41-20-04-410-013	\$	110,000.00	\$	81,235.00	\$	110,000.00	\$	80,114.00
41-20-04-451-002	\$	99,100.00	\$	93,011.00	\$	99,100.00	\$	91,727.00
41-20-04-451-020	\$	138,400.00	\$	135,219.00	\$	138,400.00	\$	133,353.00
41-20-04-101-002	\$	58,700.00	\$	49,765.00	\$	58,700.00	\$	49,078.00
41-20-04-200-014	\$	151,800.00	\$	148,273.00	\$	151,800.00	\$	146,226.00
41-20-04-201-011	\$	192,500.00	\$	184,893.00	\$	192,500.00	\$	182,341.00
41-20-04-331-004	\$	133,300.00	\$	100,548.00	\$	133,300.00	\$	99,160.00
41-20-04-376-001	\$	83,500.00	\$	72,543.00	\$	83,500.00	\$	71,542.00
41-20-04-174-006	\$	80,400.00	\$	74,910.00	\$	80,400.00	\$	73,876.00
41-20-04-178-004	\$	90,700.00	\$	90,700.00	\$	90,700.00	\$	90,700.00
41-20-04-201-007	\$	146,700.00	\$	133,315.00	\$	146,700.00	\$	131,475.00
41-20-04-201-020	\$	139,900.00	\$	130,881.00	\$	139,900.00	\$	129,074.00
41-20-04-327-015	\$	104,000.00	\$	81,313.00	\$	104,000.00	\$	80,191.00
41-20-04-327-021	\$	101,100.00	\$	101,100.00	\$	101,100.00	\$	101,100.00
41-20-04-329-002	\$	98,200.00	\$	92,254.00	\$	98,200.00	\$	90,981.00
41-20-04-329-013	\$	100,700.00	\$	87,307.00	\$	100,700.00	\$	86,102.00
41-20-04-330-004	\$	106,200.00	\$	87,525.00	\$	106,200.00	\$	86,317.00
41-20-04-330-017	\$	96,600.00	\$	90,202.00	\$	96,600.00	\$	88,957.00
41-20-04-331-011	\$	132,100.00	\$	105,742.00	\$	132,100.00	\$	104,283.00

41-20-04-332-003	\$	107,900.00	\$	99,275.00	\$	107,900.00	\$	97,905.00
41-20-04-332-014	\$	107,100.00	\$	105,064.00	\$	107,100.00	\$	103,614.00
41-20-04-327-019	\$	122,600.00	\$	122,600.00	\$	122,600.00	\$	122,600.00
41-20-04-330-012	\$	97,300.00	\$	76,469.00	\$	97,300.00	\$	75,414.00
41-20-04-331-001	\$	93,100.00	\$	73,146.00	\$	93,100.00	\$	72,137.00
41-20-04-331-009	\$	111,100.00	\$	111,100.00	\$	111,100.00	\$	111,100.00
41-20-04-331-016	\$	88,400.00	\$	74,533.00	\$	88,400.00	\$	73,504.00
41-20-04-376-003	\$	107,800.00	\$	106,528.00	\$	107,800.00	\$	105,058.00
41-20-04-401-040	\$	169,400.00	\$	84,701.00	\$	169,400.00	\$	83,532.00
41-20-04-402-010	\$	99,700.00	\$	99,700.00	\$	99,700.00	\$	99,700.00
41-20-04-403-008	\$	87,000.00	\$	69,217.00	\$	87,000.00	\$	68,262.00
41-20-04-403-011	\$	116,300.00	\$	88,925.00	\$	116,300.00	\$	87,698.00
41-20-04-410-002	\$	94,100.00	\$	72,569.00	\$	94,100.00	\$	71,568.00
41-20-04-426-035	\$	112,200.00	\$	70,613.00	\$	112,200.00	\$	69,639.00
41-20-04-401-002	\$	39,100.00	\$	29,902.00	\$	39,100.00	\$	29,490.00
41-20-04-402-001	\$	118,400.00	\$	102,894.00	\$	118,400.00	\$	101,474.00
41-20-04-403-010	\$	97,000.00	\$	77,527.00	\$	97,000.00	\$	76,457.00
41-20-04-410-014	\$	-	\$	-	\$	-	\$	-
41-20-04-451-016	\$	96,100.00	\$	80,971.00	\$	96,100.00	\$	79,854.00
41-20-04-327-011	\$	85,800.00	\$	68,386.00	\$	85,800.00	\$	67,442.00
41-20-04-327-012	\$	91,300.00	\$	91,300.00	\$	91,300.00	\$	91,300.00
41-20-04-327-014	\$	97,600.00	\$	76,266.00	\$	97,600.00	\$	75,214.00
41-20-04-327-017	\$	95,700.00	\$	75,227.00	\$	95,700.00	\$	74,189.00
41-20-04-331-003	\$	117,500.00	\$	89,940.00	\$	117,500.00	\$	88,699.00
41-20-04-331-007	\$	117,200.00	\$	86,320.00	\$	117,200.00	\$	85,129.00
41-20-04-331-012	\$	92,200.00	\$	85,769.00	\$	92,200.00	\$	84,585.00
41-20-04-332-002	\$	91,800.00	\$	70,836.00	\$	91,800.00	\$	69,858.00
41-20-04-332-005	\$	124,300.00	\$	95,809.00	\$	124,300.00	\$	94,487.00
41-20-04-332-006	\$	121,200.00	\$	117,973.00	\$	121,200.00	\$	116,345.00
41-20-04-376-005	\$	107,900.00	\$	83,316.00	\$	107,900.00	\$	82,166.00
41-20-04-129-003	\$	23,000.00	\$	3,384.00	\$	23,000.00	\$	3,338.00
41-20-04-174-007	\$	94,900.00	\$	75,271.00	\$	94,900.00	\$	74,232.00
41-20-04-200-029	\$	155,500.00	\$	129,404.00	\$	155,500.00	\$	127,618.00
41-20-04-200-030	\$	83,400.00	\$	37,349.00	\$	83,400.00	\$	36,834.00

41-20-04-201-004	\$	160,000.00	\$	155,402.00	\$	160,000.00	\$	153,257.00
41-20-04-201-012	\$	178,600.00	\$	174,208.00	\$	178,600.00	\$	171,803.00
41-20-04-201-021	\$	-	\$	-	\$	-	\$	-
41-20-04-202-004	\$	150,600.00	\$	147,239.00	\$	150,600.00	\$	145,207.00
41-20-04-327-020	\$	107,400.00	\$	83,845.00	\$	107,400.00	\$	82,688.00
41-20-04-331-008	\$	120,000.00	\$	103,312.00	\$	120,000.00	\$	101,886.00
41-20-04-332-007	\$	105,800.00	\$	96,633.00	\$	105,800.00	\$	95,299.00
41-20-04-376-004	\$	99,400.00	\$	88,226.00	\$	99,400.00	\$	87,008.00
41-20-04-101-009	\$	23,500.00	\$	23,500.00	\$	23,500.00	\$	23,500.00
41-20-04-129-005	\$	23,000.00	\$	3,808.00	\$	23,000.00	\$	3,756.00
41-20-04-174-009	\$	111,300.00	\$	107,603.00	\$	111,300.00	\$	106,118.00
41-20-04-178-003	\$	55,800.00	\$	55,800.00	\$	55,800.00	\$	55,800.00
41-20-04-202-003	\$	165,600.00	\$	161,772.00	\$	165,600.00	\$	159,539.00
41-20-04-401-046	\$	306,700.00	\$	245,607.00	\$	306,700.00	\$	242,216.00
41-20-04-403-003	\$	119,200.00	\$	119,200.00	\$	119,200.00	\$	119,200.00
41-20-04-403-017	\$	119,500.00	\$	119,500.00	\$	119,500.00	\$	119,500.00
41-20-04-426-046	\$	56,300.00	\$	47,446.00	\$	56,300.00	\$	46,791.00
41-20-04-451-004	\$	112,800.00	\$	91,746.00	\$	112,800.00	\$	90,480.00
41-20-04-451-022	\$	91,600.00	\$	91,600.00	\$	91,600.00	\$	91,600.00
41-20-04-402-008	\$	112,300.00	\$	97,880.00	\$	112,300.00	\$	96,529.00
41-20-04-402-009	\$	112,100.00	\$	83,663.00	\$	112,100.00	\$	82,508.00
41-20-04-403-006	\$	107,200.00	\$	81,815.00	\$	107,200.00	\$	80,686.00
41-20-04-403-016	\$	102,900.00	\$	77,423.00	\$	102,900.00	\$	76,355.00
41-20-04-403-021	\$	113,900.00	\$	99,405.00	\$	113,900.00	\$	98,033.00
41-20-04-403-023	\$	135,400.00	\$	114,385.00	\$	135,400.00	\$	112,806.00
41-20-04-403-026	\$	118,500.00	\$	101,476.00	\$	118,500.00	\$	100,075.00
41-20-04-410-007	\$	119,600.00	\$	91,407.00	\$	119,600.00	\$	90,145.00
41-20-04-426-018	\$	642,500.00	\$	613,358.00	\$	642,500.00	\$	604,890.00
41-20-04-451-007	\$	124,400.00	\$	101,520.00	\$	124,400.00	\$	100,119.00
41-20-04-402-003	\$	112,600.00	\$	104,536.00	\$	112,600.00	\$	103,093.00
41-20-04-403-012	\$	110,700.00	\$	82,853.00	\$	110,700.00	\$	81,710.00
41-20-04-403-031	\$	117,700.00	\$	117,700.00	\$	117,700.00	\$	117,700.00
41-20-04-410-011	\$	145,600.00	\$	118,960.00	\$	145,600.00	\$	117,318.00
41-20-04-426-045	\$	17,400.00	\$	4,992.00	\$	17,400.00	\$	4,924.00

41-20-04-451-014	\$	107,400.00	\$	107,400.00	\$	107,400.00	\$	107,400.00
41-20-05-280-006	\$	2,400.00	\$	2,400.00	\$	2,400.00	\$	2,400.00
41-20-04-101-001	\$	77,800.00	\$	61,793.00	\$	77,800.00	\$	60,940.00
41-20-04-126-003	\$	134,700.00	\$	84,151.00	\$	134,700.00	\$	82,990.00
41-20-04-130-005	\$	26,000.00	\$	3,384.00	\$	26,000.00	\$	3,338.00
41-20-04-130-007	\$	26,000.00	\$	3,384.00	\$	26,000.00	\$	3,338.00
41-20-04-174-010	\$	101,500.00	\$	82,045.00	\$	101,500.00	\$	80,913.00
41-20-04-174-013	\$	102,300.00	\$	88,590.00	\$	102,300.00	\$	87,367.00
41-20-04-200-035	\$	383,400.00	\$	383,400.00	\$	383,400.00	\$	383,400.00
41-20-04-201-005	\$	165,800.00	\$	160,449.00	\$	165,800.00	\$	158,234.00
41-20-04-101-010	\$	142,200.00	\$	134,478.00	\$	142,200.00	\$	132,622.00
41-20-04-126-001	\$	89,500.00	\$	82,184.00	\$	89,500.00	\$	81,050.00
41-20-04-126-002	\$	91,500.00	\$	59,857.00	\$	91,500.00	\$	59,031.00
41-20-04-129-001	\$	-	\$	-	\$	-	\$	-
41-20-04-130-008	\$	60,300.00	\$	60,300.00	\$	60,300.00	\$	60,300.00
41-20-04-174-004	\$	94,900.00	\$	90,357.00	\$	94,900.00	\$	89,110.00
41-20-04-200-004	\$	85,800.00	\$	71,530.00	\$	85,800.00	\$	70,543.00
41-20-04-201-013	\$	171,300.00	\$	158,285.00	\$	171,300.00	\$	156,100.00
41-20-04-201-015	\$	194,300.00	\$	194,300.00	\$	194,300.00	\$	194,300.00
41-20-04-202-005	\$	138,400.00	\$	134,840.00	\$	138,400.00	\$	132,979.00
41-20-04-327-001	\$	96,900.00	\$	95,993.00	\$	96,900.00	\$	94,668.00
41-20-04-327-009	\$	95,600.00	\$	95,600.00	\$	95,600.00	\$	95,600.00
41-20-04-327-022	\$	95,800.00	\$	84,193.00	\$	95,800.00	\$	83,031.00
41-20-04-329-005	\$	114,300.00	\$	84,935.00	\$	114,300.00	\$	83,763.00
41-20-04-331-013	\$	96,400.00	\$	76,567.00	\$	96,400.00	\$	75,510.00
41-20-04-332-009	\$	112,600.00	\$	111,489.00	\$	112,600.00	\$	109,950.00
41-20-04-402-004	\$	94,400.00	\$	90,232.00	\$	94,400.00	\$	88,987.00
41-20-04-451-001	\$	104,000.00	\$	81,582.00	\$	104,000.00	\$	80,456.00
41-20-04-201-016	\$	177,500.00	\$	173,588.00	\$	177,500.00	\$	171,192.00
41-20-04-201-017	\$	176,200.00	\$	169,372.00	\$	176,200.00	\$	167,034.00
41-20-04-202-009	\$	149,600.00	\$	145,896.00	\$	149,600.00	\$	143,882.00
41-20-04-202-010	\$	144,400.00	\$	140,626.00	\$	144,400.00	\$	138,685.00
41-20-04-325-001	\$	47,500.00	\$	38,930.00	\$	47,500.00	\$	38,393.00
41-20-04-327-002	\$	83,200.00	\$	71,876.00	\$	83,200.00	\$	70,884.00

41-20-04-327-003	\$ 105,400.00	\$ 105,400.00	\$ 105,400.00	\$ 105,400.00
41-20-04-327-006	\$ 95,700.00	\$ 75,417.00	\$ 95,700.00	\$ 74,376.00
41-20-04-101-011	\$ 155,300.00	\$ 152,509.00	\$ 155,300.00	\$ 150,404.00
41-20-04-126-005	\$ -	\$ -	\$ -	\$ -
41-20-04-174-008	\$ 128,700.00	\$ 98,630.00	\$ 128,700.00	\$ 97,269.00
41-20-04-177-001	\$ 170,400.00	\$ 170,400.00	\$ 170,400.00	\$ 170,400.00
41-20-04-201-003	\$ 175,300.00	\$ 171,005.00	\$ 175,300.00	\$ 168,644.00
41-20-04-101-007	\$ 21,000.00	\$ 6,646.00	\$ 21,000.00	\$ 6,555.00
41-20-04-130-003	\$ 26,000.00	\$ 3,384.00	\$ 26,000.00	\$ 3,338.00
41-20-04-175-001	\$ 3,700.00	\$ 1,426.00	\$ 3,700.00	\$ 1,407.00
41-20-04-178-002	\$ 172,300.00	\$ 172,300.00	\$ 172,300.00	\$ 172,300.00
41-20-04-200-024	\$ 146,400.00	\$ 102,474.00	\$ 146,400.00	\$ 101,060.00
41-20-04-200-026	\$ 173,100.00	\$ 129,214.00	\$ 173,100.00	\$ 127,430.00
41-20-04-201-006	\$ 156,200.00	\$ 152,199.00	\$ 156,200.00	\$ 150,098.00
41-20-04-327-024	\$ 104,500.00	\$ 80,950.00	\$ 104,500.00	\$ 79,833.00
41-20-04-330-018	\$ -	\$ -	\$ -	\$ -
41-20-04-376-008	\$ 93,300.00	\$ 74,254.00	\$ 93,300.00	\$ 73,229.00
41-20-04-402-006	\$ 93,800.00	\$ 93,800.00	\$ 93,800.00	\$ 93,800.00
41-20-04-410-010	\$ 125,900.00	\$ 115,588.00	\$ 125,900.00	\$ 113,993.00
41-20-04-451-013	\$ 116,200.00	\$ 85,973.00	\$ 116,200.00	\$ 84,786.00
41-20-04-451-018	\$ 116,900.00	\$ 86,551.00	\$ 116,900.00	\$ 85,357.00
41-20-04-401-044	\$ 413,100.00	\$ 382,308.00	\$ 413,100.00	\$ 377,030.00
41-20-04-403-004	\$ 120,000.00	\$ 120,000.00	\$ 120,000.00	\$ 120,000.00
41-20-04-403-024	\$ 123,600.00	\$ 111,775.00	\$ 123,600.00	\$ 110,232.00
41-20-04-403-025	\$ 110,900.00	\$ 96,135.00	\$ 110,900.00	\$ 94,808.00
41-20-04-403-027	\$ 111,500.00	\$ 90,849.00	\$ 111,500.00	\$ 89,595.00
41-20-04-426-029	\$ 53,000.00	\$ 41,621.00	\$ 53,000.00	\$ 41,047.00
41-20-04-451-003	\$ 113,000.00	\$ 113,000.00	\$ 113,000.00	\$ 113,000.00
41-20-04-451-010	\$ 132,200.00	\$ 132,200.00	\$ 132,200.00	\$ 132,200.00
41-20-04-301-001	\$ 110,900.00	\$ 78,561.00	\$ 110,900.00	\$ 77,477.00
41-20-04-327-007	\$ 109,100.00	\$ 85,201.00	\$ 109,100.00	\$ 84,025.00
41-20-04-327-023	\$ 104,400.00	\$ 80,658.00	\$ 104,400.00	\$ 79,545.00
41-20-04-330-011	\$ 99,100.00	\$ 76,497.00	\$ 99,100.00	\$ 75,441.00
41-20-04-330-015	\$ 102,600.00	\$ 77,537.00	\$ 102,600.00	\$ 76,467.00

41-20-04-330-016	\$	106,700.00	\$	106,700.00	\$	106,700.00	\$	106,700.00
41-20-04-332-008	\$	116,600.00	\$	91,294.00	\$	116,600.00	\$	90,034.00
41-20-04-376-002	\$	97,500.00	\$	77,640.00	\$	97,500.00	\$	76,569.00
41-20-04-378-010	\$	1,000.00	\$	1,000.00	\$	1,000.00	\$	1,000.00
41-20-04-378-012	\$	-	\$	-	\$	-	\$	-
41-20-04-403-001	\$	100,300.00	\$	78,402.00	\$	100,300.00	\$	77,320.00
41-20-04-403-002	\$	120,300.00	\$	91,068.00	\$	120,300.00	\$	89,811.00
41-20-04-403-022	\$	132,600.00	\$	116,301.00	\$	132,600.00	\$	114,696.00
41-20-04-410-001	\$	110,100.00	\$	110,100.00	\$	110,100.00	\$	110,100.00
41-20-04-426-013	\$	74,200.00	\$	60,943.00	\$	74,200.00	\$	60,102.00
41-20-04-426-039	\$	73,300.00	\$	62,969.00	\$	73,300.00	\$	62,100.00
41-20-04-451-023	\$	108,700.00	\$	86,488.00	\$	108,700.00	\$	85,294.00
41-20-04-451-024	\$	111,000.00	\$	95,986.00	\$	111,000.00	\$	94,661.00
41-20-04-201-014	\$	185,900.00	\$	181,647.00	\$	185,900.00	\$	179,140.00
41-20-04-203-001	\$	30,000.00	\$	4,442.00	\$	30,000.00	\$	4,381.00
41-20-04-327-018	\$	100,800.00	\$	93,003.00	\$	100,800.00	\$	91,719.00
41-20-04-328-002	\$	101,800.00	\$	90,891.00	\$	101,800.00	\$	89,637.00
41-20-04-329-004	\$	98,600.00	\$	91,944.00	\$	98,600.00	\$	90,675.00
41-20-04-329-012	\$	96,000.00	\$	76,060.00	\$	96,000.00	\$	75,010.00
41-20-04-330-009	\$	83,700.00	\$	65,751.00	\$	83,700.00	\$	64,844.00
41-20-04-332-010	\$	122,700.00	\$	119,031.00	\$	122,700.00	\$	117,388.00
41-20-04-378-014	\$	128,100.00	\$	112,143.00	\$	128,100.00	\$	110,595.00
41-20-04-403-019	\$	117,500.00	\$	89,080.00	\$	117,500.00	\$	87,851.00
41-20-04-410-003	\$	111,000.00	\$	83,085.00	\$	111,000.00	\$	81,938.00
41-20-04-410-012	\$	110,400.00	\$	81,159.00	\$	110,400.00	\$	80,039.00
41-20-04-451-006	\$	140,500.00	\$	110,028.00	\$	140,500.00	\$	108,509.00
41-20-04-451-015	\$	139,500.00	\$	136,277.00	\$	139,500.00	\$	134,396.00
41-20-05-280-005	\$	16,300.00	\$	16,300.00	\$	16,300.00	\$	16,300.00
41-20-04-329-008	\$	101,800.00	\$	82,267.00	\$	101,800.00	\$	81,132.00
41-20-04-378-002	\$	152,800.00	\$	127,964.00	\$	152,800.00	\$	126,198.00
41-20-04-401-045	\$	499,400.00	\$	473,235.00	\$	499,400.00	\$	466,702.00
41-20-04-402-005	\$	114,900.00	\$	85,270.00	\$	114,900.00	\$	84,093.00
41-20-04-403-028	\$	112,700.00	\$	86,329.00	\$	112,700.00	\$	85,138.00
41-20-04-403-030	\$	110,000.00	\$	101,744.00	\$	110,000.00	\$	100,340.00

41-20-04-410-004	\$	116,000.00	\$	89,152.00	\$	116,000.00	\$	87,922.00
41-20-04-410-008	\$	133,900.00	\$	108,173.00	\$	133,900.00	\$	106,680.00
41-20-04-451-008	\$	99,700.00	\$	78,317.00	\$	99,700.00	\$	77,236.00
41-20-04-451-011	\$	120,200.00	\$	89,822.00	\$	120,200.00	\$	88,582.00
41-20-04-451-019	\$	98,900.00	\$	94,078.00	\$	98,900.00	\$	92,780.00

	\$	38,484,990.00	\$	38,032,379.00
--	----	---------------	----	---------------

	<u>City Levy</u>	<u>Twp Levy</u>
Cascade Township Taxable Value Projection 2019-2119		
50 YEARS PROPERTY TAXES COLLECTED	\$ 78,083,923.31	\$ 3,730,621.07
TOTAL PROPERTY TAXES 100 YEARS	\$ 307,325,954.73	\$ 14,683,133.67
Lowell Township Projection (75%) 2023-2123		
50 YEARS PROPERTY TAXES COLLECTED	\$ 60,863,177.51	\$ 2,907,864.30
TOTAL PROPERTY TAXES 100 YEARS	\$ 248,431,327.48	\$ 11,869,320.94
Lowell Township Projection (66%) 2023-2123		
50 YEARS PROPERTY TAXES COLLECTED	\$ 53,559,596.21	\$ 2,558,920.58
TOTAL PROPERTY TAXES 100 YEARS	\$ 218,619,568.19	\$ 10,445,002.43
Lowell Township Projection (50%) 2023-2123		
50 YEARS PROPERTY TAXES COLLECTED	\$ 40,575,451.68	\$ 1,938,576.20
TOTAL PROPERTY TAXES 100 YEARS	\$ 165,620,884.99	\$ 7,912,880.63
Lowell Township Projection (33%) 2023-2123		
50 YEARS PROPERTY TAXES COLLECTED	\$ 26,779,798.10	\$ 1,279,460.29
TOTAL PROPERTY TAXES 100 YEARS	\$ 109,309,784.09	\$ 5,222,501.21
Lowell Township Projection (25%) 2023-2123		
50 YEARS PROPERTY TAXES COLLECTED	\$ 20,287,725.84	\$ 969,288.10
TOTAL PROPERTY TAXES 100 YEARS	\$ 82,810,442.49	\$ 3,956,440.31

ASSUMPTIONS

100 YEAR 425 AGREEMENT RENEWABLE AFTER 50 YEARS

% OF CASCADE TOWNSHIP TAXABLE VALUE IN 2032 IS LOWELL TOWNSHIP'S PROJECT LISTED ABOVE

PROPERTIES INCREASE 10% OF LOWELL TOWNSHIP'S PROPOSED 2032 TV FOR 2023-2032

AFTER 2032 TAXABLE VALUE DETERMINED BY ACTUAL AVERAGE INFLATION RATE MULTIPLIER SINCE ESTABLISHMENT OF PROPOSAL A 1.022

LOWELL CITY MILLAGE RATE IS 15.7 MILLS AND LOWELL TOWNSHIP MILLAGE RATE IS .7501

LOWELL CITY ADMINISTRATION
INTER OFFICE MEMORANDUM



DATE: December 17, 2020
TO: Mayor DeVore and the Lowell City Council
FROM: Michael T. Burns, City Manager
RE: PROTEC Membership

Attached is a letter from PROTEC-The Michigan Coalition to Protect Public Rights-of-Way. PROTEC has been an organization for 24 years. Their purpose is to take the lead to coordinate actions to protect local government interests and to inform municipal officials of significant developments in the area of public right of way management. In the past they have been actively involved in issues regarding the placement of cable boxes, and other utility objects in the right-of-way. They have also been involved in protecting PEG Channels and the fees associated with them. This group is currently involved in the fight regarding Small Cell/DAS legislation that I mentioned previously.

The cost of membership to the City of Lowell is \$472.88.

I am recommending that the Lowell City Council approve the City's membership in PROTEC.

PROTEC

The Michigan Coalition to Protect Public Rights-of-Way

26000 Evergreen Road
Southfield, MI 48076
TEL: 248-796-4503
FAX: 248-796-4505

Attention Mr. Michael T. Burns

Application for PROTEC Annual Membership: Fiscal year beginning July 1, 2020.

Membership dues are based on population figures as reported in the 2010 Census (\$.125 per resident, capped at \$12,500).

Dues for the community of
Lowell

would be
\$ 472.88

MEMBERSHIP INFORMATION:

Please complete membership information and return with your payment.

Contact Person _____
Title _____
City/Village _____
Address _____

Zip Code _____
10 Digit Phone _____
10 Digit Fax _____
Email Address _____

Checks should be made payable to PROTEC and mailed to:
Michigan Municipal League
P.O. Box 7409
Ann Arbor, MI 48107-7409

Board of Directors: City of Dearborn, City of Livonia, City of Southfield
Fiscal Agent: Michigan Municipal League
* A copy of this statement has also been sent to your municipality's Mayor/President/Administrator/Finance Director (as appropriate).

PROTEC

The Michigan Coalition to Protect Public Rights-of-Way

www.protec-mi.org

Dear Mr. Michael T. Burns:

PROTEC CELEBRATES OUR 24th ANNIVERSARY THANKS TO YOU!

For 24 years, PROTEC has diligently worked on behalf of local community governments across Michigan to address a variety of rights-of-way issues facing our state, as detailed in PROTEC's most recent **Annual Report**, available online at **www.protec-mi.org**.

Just when we thought 2018 and 2019 presented unprecedented challenges to local governance of our own public rights-of-way and other public places, 2020 has exploded on the scene with the **Pandemic**. In response, PROTEC has intensified its efforts and assisted in the many issues arising as a result. Our efforts have included:

PROTEC AND THE PANDEMIC

- **PROTEC challenges the Wireless Industry's demands for "priority" during Pandemic and the Wireless Industry retreats!** PROTEC led several Michigan communities as well as MML and MTA in comments filed at the FCC objecting to the wireless industry request that "notwithstanding" the current PANDEMIC, communities must "prioritize" cellular applications.

"...no action "prioritizing" already short-handed municipal staffing to assist the wireless industry, especially on routine applications, is either needed nor appropriate. Local governments and our professional employees are working hard to meet both day-to-day requirements as well as those arising from the COVID-19 crisis. We understand that communications capabilities are a part of our communities' overall efforts to protect the health, safety and welfare of our residents during this time. However, permitting requirements and on-site inspections should not be prioritized over these other crisis needs."

A copy of our Comments letter can be found on the PROTEC Website and FCC website here: <https://www.fcc.gov/ecfs/filing/10417481429278>

- **Industry back pedals:** Former FCC commissioner and current President of the Wireless Association (WIA), Jonathan Adelstein told the press that the industry "is not asking localities to let companies seeking permits for wireless infrastructure "jump the line" in front of other priorities facing jurisdictions during the COVID-19 pandemic." In an abrupt reversal after the PROTEC filing, he added: "I think we need to cut them [local communities]

a lot of slack right now at a time when they are dealing with a myriad of issues that are unprecedented and of higher urgency”.

- Telecommunications Reports April 27, 2020

- **PROTEC** assists on various Rights-of-Way issues that arise under PANDEMIC orders including virtual meeting compliance with **OMA**, **Miss Dig** related obligations, **Cyber Security** pandemic issues and clarifying **Homeland Security Guidance** statements on critical operations as subject to state and local administration and enforcement - Not a Federal Agency.
- **PROTEC** nominates Bloomfield Township to join special **FCC Pandemic Work Group**

PROTEC AND SMALL CELLS (ROW CELL TOWERS)

- **PROTEC** has been the principal source of informed assistance to members and supporters across Michigan on Small Cell issues. (We refer to them as ROW Cell Towers)
- **PROTEC** drafts **small cell ordinance, application, permit and policies** following a narrow defeat on SB 637 & 894. See copies on our website.
- **PROTEC** leads a number of Michigan communities and MML and MTA in joining with Smart communities in **appealing** several FCC Orders affecting public rights-of-way regarding Small Cells, OTARD Rules and Cable Franchise Fee reductions.
- **PROTEC** is closely watching **Appeals of State Small Cell laws in Ohio, Texas and Florida** as we continue to await the opportunity to lead a challenge of the Michigan Small Cell laws.

AND THE REST OF WHAT WE DO

- **PROTEC** assists federal municipal lobbyists in drafting **Congressional Bills** seeking to undo FCC Orders slashing **Cable Franchise revenues**.
- **PROTEC** meets **monthly** and provides timely updates and lends assistance to communities facing immediate rights-of-way issues.
- **PROTEC** advances the cause of growing **municipal broadband** provisioning for the economic benefit of our region including having served as an advisor to the Governor's Broadband Commission.
- **PROTEC** is **addressing aging and hazardous gas and liquid pipelines** by filing and monitoring comments at the US Department of Transportation Pipeline and Hazardous Materials Safety Administration (PHMSA). **PROTEC** is also monitoring the State of Michigan's review of the Enbridge proposal to

build a tunnel for its pipelines under the Straits of Mackinac just west of the Mackinac Bridge.

- **PROTEC** is active daily in monitoring, coalition building and promoting positive Rights-of-Way outcomes in the Courts, the FCC and Congress as well as the Michigan Legislature.
- **PROTEC** increased its social media presence on sites such as Facebook, Twitter, LinkedIn to keep members updated on rapidly changing telecommunication matters

These are just a sampling of issues and efforts that PROTEC has taken on. Our mission throughout Michigan is to coordinate actions that protect local community interests and inform municipal officials of significant developments in public rights-of-way management including on utility poles, in the ground and via the airwaves. PROTEC has taken a proactive approach to the many challenges faced by communities across the state. Now, more than ever, local governments must be diligent in protecting their interests in all rights-of-way issues.

Though we have made great strides in protecting our shared interests, it is crucial to remain committed to these efforts, to protect the gains that have been made, and to continue being a formidable voice in guarding our economic wellbeing.

PROTEC relies completely on its members and contributing communities for its sole support. Your contributions allow PROTEC to participate in judicial, legislative and administrative activities, both on the state and federal levels, to protect local governments' rights concerning the use of public rights-of-way by cable, telecommunications, electric, pipeline and other utility industries.

PROTEC has no paid staff. Administrative support for its operations is generously donated by member communities and the Michigan Municipal League. Please consider supporting the work of PROTEC by becoming a member or renewing your community's annual membership. Your dues and contributions will help ensure PROTEC has the resources necessary to continue its strong advocacy on behalf of *all* Michigan municipalities.

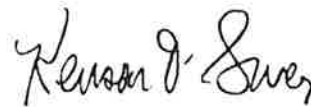
Respectfully,



Mayor John B. O'Reilly, Jr.
City of Dearborn



Mayor Maureen Miller Brosnan
City of Livonia



Mayor Kenson J. Siver
City of Southfield

GL NUMBER	DESCRIPTION	2020-21 AMENDED BUDGET	YTD BALANCE 11/30/2020	ACTIVITY FOR MONTH 11/30/2020	AVAILABLE BALANCE	% BDGT USED
Fund 101 - GENERAL FUND						
Revenues						
TAXES	TAXES	2,095,381.37	1,785,130.98	31,316.18	310,250.39	85.19
	STATE GRANTS	348,250.00	78,227.54	0.00	270,022.46	22.46
LICPER	LICENSES AND PERMITS	42,918.00	30,274.35	9,768.42	12,643.65	70.54
CHARGES	CHARGES FOR SERVICES	370,683.00	31,801.81	1,801.95	338,881.19	8.58
INT	INTEREST AND RENTS	15,100.00	0.00	0.00	15,100.00	0.00
OTHER	OTHER REVENUE	17,100.00	8,490.34	3,230.00	8,609.66	49.65
TRANSIN	TRANSFERS IN	308,632.00	0.00	0.00	308,632.00	0.00
FINES	FINES AND FORFEITURES	6,550.00	1,384.00	250.00	5,166.00	21.13
LOCAL	LOCAL CONTRIBUTIONS	14,108.00	8,197.45	0.00	5,910.55	58.10
TOTAL REVENUES		3,218,722.37	1,943,506.47	46,366.55	1,275,215.90	60.38
Expenditures						
000		0.00	0.00	0.00	0.00	0.00
101	COUNCIL	20,644.65	3,579.70	2,947.92	17,064.95	17.34
172	MANAGER	216,291.41	48,920.42	10,505.81	167,370.99	22.62
191	ELECTIONS	12,888.00	6,545.17	3,024.35	6,342.83	50.78
209	ASSESSOR	59,620.00	18,780.87	3,956.57	40,839.13	31.50
210	ATTORNEY	65,000.00	19,381.75	5,467.50	45,618.25	29.82
215	CLERK	139,683.01	48,262.59	10,289.92	91,420.42	34.55
253	TREASURER	232,848.98	112,196.91	14,707.72	120,652.07	48.18
265	CITY HALL	139,223.54	58,318.17	17,985.48	80,905.37	41.89
276	CEMETERY	137,863.96	46,333.15	10,284.16	91,530.81	33.61
294	UNALLOCATED MISCELLANEOUS	7,000.00	3,038.00	(113,993.00)	3,962.00	43.40
301	POLICE DEPARTMENT	873,572.11	329,212.51	82,620.85	544,359.60	37.69
305	CODE ENFORCEMENT	0.00	12,239.88	0.00	(12,239.88)	100.00
336	FIRE	121,534.51	59,226.24	1,280.00	62,308.27	48.73
371	BUILDING INSPECTION DEPARTMENT	0.00	0.00	0.00	0.00	0.00
400	PLANNING & ZONING	55,427.06	22,382.48	6,038.46	33,044.58	40.38
426	EMERGENCY MANAGEMENT	0.00	22,618.83	6,044.11	(22,618.83)	100.00
441	DEPARTMENT OF PUBLIC WORKS	299,276.91	101,862.90	36,626.87	197,414.01	34.04
442	SIDEWALK	3,895.66	695.05	162.89	3,200.61	17.84
443	ARBOR BOARD	0.00	0.00	0.00	0.00	0.00
523	TRASH	0.00	0.00	0.00	0.00	0.00
651	AMBULANCE	0.00	0.00	0.00	0.00	0.00
672	SENIOR CITIZEN CONTRIBUTION	0.00	0.00	0.00	0.00	0.00
728	ECONOMIC DEVELOPMENT	0.00	739.27	0.00	(739.27)	100.00
747	CHAMBER/RIVERWALK	6,500.00	1,140.22	265.15	5,359.78	17.54
751	PARKS	171,693.46	61,517.23	18,372.19	110,176.23	35.83
757	SHOWBOAT	500.00	464.32	50.68	35.68	92.86
758	DOG PARK	0.00	0.00	0.00	0.00	0.00
774	RECREATION CONTRIBUTIONS	5,000.00	0.00	0.00	5,000.00	0.00
790	LIBRARY	73,711.27	27,351.34	8,789.01	46,359.93	37.11
803	HISTORICAL DISTRICT COMMISSION	0.00	150.00	0.00	(150.00)	100.00
804	MUSEUM	48,561.01	29,179.01	3,365.28	19,382.00	60.09
906	DEBT SERVICE	0.00	0.00	0.00	0.00	0.00
965	TRANSFERS OUT	488,632.00	0.00	0.00	488,632.00	0.00
TOTAL EXPENDITURES		3,179,367.54	1,034,136.01	128,791.92	2,145,231.53	32.53
TOTAL REVENUES		3,218,722.37	1,943,506.47	46,366.55	1,275,215.90	60.38
TOTAL EXPENDITURES		3,179,367.54	1,034,136.01	128,791.92	2,145,231.53	32.53
NET OF REVENUES & EXPENDITURES		39,354.83	909,370.46	(82,425.37)	(870,015.63)	2,310.70

REVENUE AND EXPENDITURE REPORT FOR CITY OF LOWELL
 PERIOD ENDING 11/30/2020

GL NUMBER	DESCRIPTION	2020-21 AMENDED BUDGET	YTD BALANCE 11/30/2020	ACTIVITY FOR MONTH 11/30/2020	AVAILABLE BALANCE	% BDGT USED
Fund 202 - MAJOR STREET FUND						
Revenues						
STATE	STATE GRANTS	0.00	0.00	0.00	0.00	0.00
INT	INTEREST AND RENTS	500.00	0.00	0.00	500.00	0.00
OTHER	OTHER REVENUE	277,784.00	91,699.31	27,206.77	186,084.69	33.01
TRANSIN	TRANSFERS IN	0.00	0.00	0.00	0.00	0.00
FED	FEDERAL GRANTS	0.00	0.00	0.00	0.00	0.00
TOTAL REVENUES		278,284.00	91,699.31	27,206.77	186,584.69	32.95
Expenditures						
000		0.00	0.00	0.00	0.00	0.00
450	CAPITAL OUTLAY	265,000.00	132,258.94	3,983.14	132,741.06	49.91
463	MAINTENANCE	56,809.50	20,325.97	1,700.09	36,483.53	35.78
474	TRAFFIC	10,819.79	3,094.09	23.64	7,725.70	28.60
478	WINTER MAINTENANCE	64,355.22	4,856.65	478.85	59,498.57	7.55
483	ADMINISTRATION	16,944.00	3,090.50	0.00	13,853.50	18.24
906	DEBT SERVICE	0.00	0.00	0.00	0.00	0.00
965	TRANSFERS OUT	0.00	0.00	0.00	0.00	0.00
999	TRANSFERS IN	0.00	0.00	0.00	0.00	0.00
TOTAL EXPENDITURES		413,928.51	163,626.15	6,185.72	250,302.36	39.53
TOTAL REVENUES		278,284.00	91,699.31	27,206.77	186,584.69	32.95
TOTAL EXPENDITURES		413,928.51	163,626.15	6,185.72	250,302.36	39.53
NET OF REVENUES & EXPENDITURES		(135,644.51)	(71,926.84)	21,021.05	(63,717.67)	53.03

GL NUMBER	DESCRIPTION	2020-21 AMENDED BUDGET	YTD BALANCE 11/30/2020	ACTIVITY FOR MONTH 11/30/2020	AVAILABLE BALANCE	% BDGT USED
Fund 203 - LOCAL STREET FUND						
Revenues						
STATE	STATE GRANTS	0.00	0.00	0.00	0.00	0.00
CHARGES	CHARGES FOR SERVICES	0.00	0.00	0.00	0.00	0.00
INT	INTEREST AND RENTS	100.00	0.00	0.00	100.00	0.00
OTHER	OTHER REVENUE	116,029.65	34,515.70	10,373.82	81,513.95	29.75
TRANSIN	TRANSFERS IN	180,000.00	0.00	0.00	180,000.00	0.00
LOCAL	LOCAL CONTRIBUTIONS	0.00	0.00	0.00	0.00	0.00
TOTAL REVENUES		296,129.65	34,515.70	10,373.82	261,613.95	11.66
Expenditures						
000		0.00	0.00	0.00	0.00	0.00
450	CAPITAL OUTLAY	274,500.00	111,911.69	4,537.99	162,588.31	40.77
463	MAINTENANCE	89,275.08	19,256.27	3,253.96	70,018.81	21.57
474	TRAFFIC	11,707.60	5,264.51	94.47	6,443.09	44.97
478	WINTER MAINTENANCE	88,065.80	6,316.65	637.60	81,749.15	7.17
483	ADMINISTRATION	19,662.00	4,008.50	0.00	15,653.50	20.39
906	DEBT SERVICE	0.00	0.00	0.00	0.00	0.00
965	TRANSFERS OUT	0.00	0.00	0.00	0.00	0.00
999	TRANSFERS IN	0.00	0.00	0.00	0.00	0.00
TOTAL EXPENDITURES		483,210.48	146,757.62	8,524.02	336,452.86	30.37
TOTAL REVENUES		296,129.65	34,515.70	10,373.82	261,613.95	11.66
TOTAL EXPENDITURES		483,210.48	146,757.62	8,524.02	336,452.86	30.37
NET OF REVENUES & EXPENDITURES		(187,080.83)	(112,241.92)	1,849.80	(74,838.91)	60.00

REVENUE AND EXPENDITURE REPORT FOR CITY OF LOWELL
 PERIOD ENDING 11/30/2020

GL NUMBER	DESCRIPTION	2020-21 AMENDED BUDGET	YTD BALANCE 11/30/2020	ACTIVITY FOR MONTH 11/30/2020	AVAILABLE BALANCE	% BDGT USED
Fund 238 - HISTORICAL DISTRICT FUND						
Revenues						
INT	INTEREST AND RENTS	50.00	0.00	0.00	50.00	0.00
OTHER	OTHER REVENUE	25,000.00	0.00	0.00	25,000.00	0.00
TOTAL REVENUES		25,050.00	0.00	0.00	25,050.00	0.00
Expenditures						
000		25,000.00	40,105.00	40,000.00	(15,105.00)	160.42
999	TRANSFERS IN	0.00	0.00	0.00	0.00	0.00
TOTAL EXPENDITURES		25,000.00	40,105.00	40,000.00	(15,105.00)	160.42
TOTAL REVENUES		25,050.00	0.00	0.00	25,050.00	0.00
TOTAL EXPENDITURES		25,000.00	40,105.00	40,000.00	(15,105.00)	160.42
NET OF REVENUES & EXPENDITURES		50.00	(40,105.00)	(40,000.00)	40,155.00	80,210.0

REVENUE AND EXPENDITURE REPORT FOR CITY OF LOWELL
 PERIOD ENDING 11/30/2020

GL NUMBER	DESCRIPTION	2020-21 AMENDED BUDGET	YTD BALANCE 11/30/2020	ACTIVITY FOR MONTH 11/30/2020	AVAILABLE BALANCE	% BDGT USED
Fund 248 - DOWNTOWN DEVELOPMENT AUTHORITY						
Revenues						
TAXES	TAXES	600,000.00	545,300.00	408.00	54,700.00	90.88
STATE	STATE GRANTS	0.00	0.00	0.00	0.00	0.00
INT	INTEREST AND RENTS	2,500.00	0.00	0.00	2,500.00	0.00
OTHER	OTHER REVENUE	0.00	0.00	0.00	0.00	0.00
TRANSIN	TRANSFERS IN	0.00	0.00	0.00	0.00	0.00
TOTAL REVENUES		602,500.00	545,300.00	408.00	57,200.00	90.51
Expenditures						
000		0.00	0.00	0.00	0.00	0.00
450	CAPITAL OUTLAY	176,250.00	72,235.19	0.00	104,014.81	40.98
463	MAINTENANCE	113,716.73	31,228.94	4,390.34	82,487.79	27.46
483	ADMINISTRATION	63,273.22	19,037.29	3,735.51	44,235.93	30.09
740	COMMUNITY PROMOTIONS	75,000.00	4,677.00	4,677.00	70,323.00	6.24
906	DEBT SERVICE	34,263.28	34,263.28	0.00	0.00	100.00
965	TRANSFERS OUT	325,972.00	0.00	0.00	325,972.00	0.00
999	TRANSFERS IN	0.00	0.00	0.00	0.00	0.00
TOTAL EXPENDITURES		788,475.23	161,441.70	12,802.85	627,033.53	20.48
TOTAL REVENUES		602,500.00	545,300.00	408.00	57,200.00	90.51
TOTAL EXPENDITURES		788,475.23	161,441.70	12,802.85	627,033.53	20.48
NET OF REVENUES & EXPENDITURES		(185,975.23)	383,858.30	(12,394.85)	(569,833.53)	206.40

REVENUE AND EXPENDITURE REPORT FOR CITY OF LOWELL
 PERIOD ENDING 11/30/2020

GL NUMBER	DESCRIPTION	2020-21 AMENDED BUDGET	YTD BALANCE 11/30/2020	ACTIVITY FOR MONTH 11/30/2020	AVAILABLE BALANCE	% BDGT USED
Fund 249 - BUILDING INSPECTION FUND						
Revenues						
CHARGES	CHARGES FOR SERVICES	45,000.00	37,605.00	4,483.00	7,395.00	83.57
INT	INTEREST AND RENTS	0.00	0.00	0.00	0.00	0.00
TRANSIN	TRANSFERS IN	0.00	0.00	0.00	0.00	0.00
TOTAL REVENUES		<u>45,000.00</u>	<u>37,605.00</u>	<u>4,483.00</u>	<u>7,395.00</u>	<u>83.57</u>
Expenditures						
371	BUILDING INSPECTION DEPARTMENT	40,000.00	29,447.10	4,034.70	10,552.90	73.62
TOTAL EXPENDITURES		<u>40,000.00</u>	<u>29,447.10</u>	<u>4,034.70</u>	<u>10,552.90</u>	<u>73.62</u>
TOTAL REVENUES		45,000.00	37,605.00	4,483.00	7,395.00	83.57
TOTAL EXPENDITURES		40,000.00	29,447.10	4,034.70	10,552.90	73.62
NET OF REVENUES & EXPENDITURES		<u>5,000.00</u>	<u>8,157.90</u>	<u>448.30</u>	<u>(3,157.90)</u>	<u>163.16</u>

GL NUMBER	DESCRIPTION	2020-21 AMENDED BUDGET	YTD BALANCE 11/30/2020	ACTIVITY FOR MONTH 11/30/2020	AVAILABLE BALANCE	% BDGT USED
Fund 260 - DESIGNATED CONTRIBUTIONS						
Revenues						
STATE	STATE GRANTS	500,000.00	0.00	0.00	500,000.00	0.00
CHARGES	CHARGES FOR SERVICES	0.00	0.00	0.00	0.00	0.00
INT	INTEREST AND RENTS	2,000.00	1,280.00	0.00	720.00	64.00
OTHER	OTHER REVENUE	5,000.00	41,100.00	1,100.00	(36,100.00)	822.00
TRANSIN	TRANSFERS IN	1,000.00	0.00	0.00	1,000.00	0.00
LOCAL	LOCAL CONTRIBUTIONS	0.00	0.00	0.00	0.00	0.00
TOTAL REVENUES		508,000.00	42,380.00	1,100.00	465,620.00	8.34
Expenditures						
000		0.00	0.00	0.00	0.00	0.00
265	CITY HALL	0.00	0.00	0.00	0.00	0.00
276	CEMETERY	0.00	0.00	0.00	0.00	0.00
301	POLICE DEPARTMENT	0.00	0.00	0.00	0.00	0.00
442	SIDEWALK	0.00	0.00	0.00	0.00	0.00
443	ARBOR BOARD	0.00	0.00	0.00	0.00	0.00
474	TRAFFIC	0.00	0.00	0.00	0.00	0.00
751	PARKS	505,000.00	970,726.88	78,719.40	(465,726.88)	192.22
758	DOG PARK	1,000.00	365.22	287.18	634.78	36.52
759	COMMUNITY GARDEN	0.00	0.00	0.00	0.00	0.00
790	LIBRARY	0.00	2,200.00	0.00	(2,200.00)	100.00
TOTAL EXPENDITURES		506,000.00	973,292.10	79,006.58	(467,292.10)	192.35
TOTAL REVENUES		508,000.00	42,380.00	1,100.00	465,620.00	8.34
TOTAL EXPENDITURES		506,000.00	973,292.10	79,006.58	(467,292.10)	192.35
NET OF REVENUES & EXPENDITURES		2,000.00	(930,912.10)	(77,906.58)	932,912.10	46,545.6

REVENUE AND EXPENDITURE REPORT FOR CITY OF LOWELL
 PERIOD ENDING 11/30/2020

GL NUMBER	DESCRIPTION	2020-21 AMENDED BUDGET	YTD BALANCE 11/30/2020	ACTIVITY FOR MONTH 11/30/2020	AVAILABLE BALANCE	% BDGT USED
Fund 581 - AIRPORT FUND						
Revenues						
CHARGES	CHARGES FOR SERVICES	15,216.00	10,417.18	2,093.21	4,798.82	68.46
INT	INTEREST AND RENTS	55,100.00	13,960.00	2,820.00	41,140.00	25.34
OTHER	OTHER REVENUE	0.00	25.00	0.00	(25.00)	100.00
TRANSIN	TRANSFERS IN	0.00	0.00	0.00	0.00	0.00
TOTAL REVENUES		70,316.00	24,402.18	4,913.21	45,913.82	34.70
Expenditures						
000		81,500.00	31,627.43	11,026.27	49,872.57	38.81
999	TRANSFERS IN	0.00	0.00	0.00	0.00	0.00
TOTAL EXPENDITURES		81,500.00	31,627.43	11,026.27	49,872.57	38.81
TOTAL REVENUES		70,316.00	24,402.18	4,913.21	45,913.82	34.70
TOTAL EXPENDITURES		81,500.00	31,627.43	11,026.27	49,872.57	38.81
NET OF REVENUES & EXPENDITURES		(11,184.00)	(7,225.25)	(6,113.06)	(3,958.75)	64.60

GL NUMBER	DESCRIPTION	2020-21 AMENDED BUDGET	YTD BALANCE 11/30/2020	ACTIVITY FOR MONTH 11/30/2020	AVAILABLE BALANCE	% BDGT USED
Fund 590 - WASTEWATER FUND						
Revenues						
STATE	STATE GRANTS	0.00	0.00	0.00	0.00	0.00
CHARGES	CHARGES FOR SERVICES	1,018,339.00	425,165.67	86,259.33	593,173.33	41.75
INT	INTEREST AND RENTS	7,000.00	0.00	0.00	7,000.00	0.00
OTHER	OTHER REVENUE	100.00	74.24	0.00	25.76	74.24
TRANSIN	TRANSFERS IN	0.00	0.00	0.00	0.00	0.00
LOCAL	LOCAL CONTRIBUTIONS	0.00	0.00	0.00	0.00	0.00
FED	FEDERAL GRANTS	0.00	0.00	0.00	0.00	0.00
TOTAL REVENUES		1,025,439.00	425,239.91	86,259.33	600,199.09	41.47
Expenditures						
000		0.00	0.00	0.00	0.00	0.00
550	TREATMENT	629,722.88	235,425.78	95,620.73	394,297.10	37.39
551	COLLECTION	413,016.90	43,991.88	9,820.27	369,025.02	10.65
552	CUSTOMER ACCOUNTS	85,040.11	45,061.36	5,060.80	39,978.75	52.99
553	ADMINISTRATION	421,791.50	120,609.89	2,926.25	301,181.61	28.59
999	TRANSFERS IN	0.00	0.00	0.00	0.00	0.00
TOTAL EXPENDITURES		1,549,571.39	445,088.91	113,428.05	1,104,482.48	28.72
TOTAL REVENUES		1,025,439.00	425,239.91	86,259.33	600,199.09	41.47
TOTAL EXPENDITURES		1,549,571.39	445,088.91	113,428.05	1,104,482.48	28.72
NET OF REVENUES & EXPENDITURES		(524,132.39)	(19,849.00)	(27,168.72)	(504,283.39)	3.79

GL NUMBER	DESCRIPTION	2020-21 AMENDED BUDGET	YTD BALANCE 11/30/2020	ACTIVITY FOR MONTH 11/30/2020	AVAILABLE BALANCE	% BGD USED
Fund 591 - WATER FUND						
Revenues						
CHARGES	CHARGES FOR SERVICES	1,118,692.00	530,984.72	93,868.53	587,707.28	47.46
INT	INTEREST AND RENTS	17,040.00	2,649.99	500.00	14,390.01	15.55
OTHER	OTHER REVENUE	5,000.00	9,541.73	282.95	(4,541.73)	190.83
TRANSIN	TRANSFERS IN	0.00	0.00	0.00	0.00	0.00
TOTAL REVENUES		1,140,732.00	543,176.44	94,651.48	597,555.56	47.62
Expenditures						
000		0.00	0.00	0.00	0.00	0.00
552	CUSTOMER ACCOUNTS	0.00	0.00	0.00	0.00	0.00
570	TREATMENT	487,139.53	178,341.70	37,902.35	308,797.83	36.61
571	DISTRIBUTION	464,117.80	126,804.01	16,631.93	337,313.79	27.32
572	CUSTOMER ACCOUNTS	90,208.11	47,551.99	5,060.81	42,656.12	52.71
573	ADMINISTRATION	406,437.50	62,569.50	13,777.75	343,868.00	15.39
906	DEBT SERVICE	0.00	0.00	0.00	0.00	0.00
965	TRANSFERS OUT	0.00	0.00	0.00	0.00	0.00
999	TRANSFERS IN	0.00	0.00	0.00	0.00	0.00
TOTAL EXPENDITURES		1,447,902.94	415,267.20	73,372.84	1,032,635.74	28.68
TOTAL REVENUES		1,140,732.00	543,176.44	94,651.48	597,555.56	47.62
TOTAL EXPENDITURES		1,447,902.94	415,267.20	73,372.84	1,032,635.74	28.68
NET OF REVENUES & EXPENDITURES		(307,170.94)	127,909.24	21,278.64	(435,080.18)	41.64

REVENUE AND EXPENDITURE REPORT FOR CITY OF LOWELL
 PERIOD ENDING 11/30/2020

GL NUMBER	DESCRIPTION	2020-21 AMENDED BUDGET	YTD BALANCE 11/30/2020	ACTIVITY FOR MONTH 11/30/2020	AVAILABLE BALANCE	% BDGT USED
Fund 636 - DATA PROCESSING FUND						
Revenues						
INT	INTEREST AND RENTS	80,274.00	80,274.00	0.00	0.00	100.00
OTHER	OTHER REVENUE	0.00	2,403.42	0.00	(2,403.42)	100.00
TRANSIN	TRANSFERS IN	0.00	0.00	0.00	0.00	0.00
TOTAL REVENUES		80,274.00	82,677.42	0.00	(2,403.42)	102.99
Expenditures						
000		110,800.00	76,358.39	2,780.12	34,441.61	68.92
965	TRANSFERS OUT	0.00	0.00	0.00	0.00	0.00
999	TRANSFERS IN	0.00	0.00	0.00	0.00	0.00
TOTAL EXPENDITURES		110,800.00	76,358.39	2,780.12	34,441.61	68.92
TOTAL REVENUES		80,274.00	82,677.42	0.00	(2,403.42)	102.99
TOTAL EXPENDITURES		110,800.00	76,358.39	2,780.12	34,441.61	68.92
NET OF REVENUES & EXPENDITURES		(30,526.00)	6,319.03	(2,780.12)	(36,845.03)	20.70

GL NUMBER	DESCRIPTION	2020-21 AMENDED BUDGET	YTD BALANCE 11/30/2020	ACTIVITY FOR MONTH 11/30/2020	AVAILABLE BALANCE	% BDGT USED
Fund 661 - EQUIPMENT FUND						
Revenues						
CHARGES	CHARGES FOR SERVICES	226,325.00	60,891.13	9,494.00	165,433.87	26.90
INT	INTEREST AND RENTS	100.00	0.00	0.00	100.00	0.00
OTHER	OTHER REVENUE	0.00	0.00	0.00	0.00	0.00
TRANSIN	TRANSFERS IN	17,340.00	0.00	0.00	17,340.00	0.00
TOTAL REVENUES		243,765.00	60,891.13	9,494.00	182,873.87	24.98
Expenditures						
000		0.00	0.00	0.00	0.00	0.00
895	FLEET MAINT. & REPLACEMENT	319,816.90	72,216.88	25,883.87	247,600.02	22.58
965	TRANSFERS OUT	0.00	0.00	0.00	0.00	0.00
999	TRANSFERS IN	0.00	0.00	0.00	0.00	0.00
TOTAL EXPENDITURES		319,816.90	72,216.88	25,883.87	247,600.02	22.58
TOTAL REVENUES		243,765.00	60,891.13	9,494.00	182,873.87	24.98
TOTAL EXPENDITURES		319,816.90	72,216.88	25,883.87	247,600.02	22.58
NET OF REVENUES & EXPENDITURES		(76,051.90)	(11,325.75)	(16,389.87)	(64,726.15)	14.89

GL NUMBER	DESCRIPTION	2020-21 AMENDED BUDGET	YTD BALANCE 11/30/2020	ACTIVITY FOR MONTH 11/30/2020	AVAILABLE BALANCE	% BDGT USED
Fund 711 - CEMETERY FUND						
Revenues						
CHARGES	CHARGES FOR SERVICES	10,000.00	5,000.00	0.00	5,000.00	50.00
INT	INTEREST AND RENTS	2,000.00	0.00	0.00	2,000.00	0.00
TOTAL REVENUES		<u>12,000.00</u>	<u>5,000.00</u>	<u>0.00</u>	<u>7,000.00</u>	<u>41.67</u>
Expenditures						
000		0.00	0.00	0.00	0.00	0.00
965	TRANSFERS OUT	0.00	0.00	0.00	0.00	0.00
999	TRANSFERS IN	0.00	0.00	0.00	0.00	0.00
TOTAL EXPENDITURES		<u>0.00</u>	<u>0.00</u>	<u>0.00</u>	<u>0.00</u>	<u>0.00</u>
TOTAL REVENUES		12,000.00	5,000.00	0.00	7,000.00	41.67
TOTAL EXPENDITURES		0.00	0.00	0.00	0.00	0.00
NET OF REVENUES & EXPENDITURES		<u>12,000.00</u>	<u>5,000.00</u>	<u>0.00</u>	<u>7,000.00</u>	<u>41.67</u>

REVENUE AND EXPENDITURE REPORT FOR CITY OF LOWELL
 PERIOD ENDING 11/30/2020

GL NUMBER	DESCRIPTION	2020-21 AMENDED BUDGET	YTD BALANCE 11/30/2020	ACTIVITY FOR MONTH 11/30/2020	AVAILABLE BALANCE	% BDGT USED
Fund 714 - LEE FUND						
Revenues						
INT	INTEREST AND RENTS	4,000.00	(217.67)	0.00	4,217.67	(5.44)
OTHER	OTHER REVENUE	0.00	0.00	0.00	0.00	0.00
TOTAL REVENUES		4,000.00	(217.67)	0.00	4,217.67	(5.44)
Expenditures						
000		4,000.00	0.00	0.00	4,000.00	0.00
965	TRANSFERS OUT	0.00	0.00	0.00	0.00	0.00
999	TRANSFERS IN	0.00	0.00	0.00	0.00	0.00
TOTAL EXPENDITURES		4,000.00	0.00	0.00	4,000.00	0.00
TOTAL REVENUES		4,000.00	(217.67)	0.00	4,217.67	5.44
TOTAL EXPENDITURES		4,000.00	0.00	0.00	4,000.00	0.00
NET OF REVENUES & EXPENDITURES		0.00	(217.67)	0.00	217.67	100.00

REVENUE AND EXPENDITURE REPORT FOR CITY OF LOWELL
 PERIOD ENDING 11/30/2020

GL NUMBER	DESCRIPTION	2020-21 AMENDED BUDGET	YTD BALANCE 11/30/2020	ACTIVITY FOR MONTH 11/30/2020	AVAILABLE BALANCE	% BDGT USED
Fund 715 - LOOK FUND						
Revenues						
INT	INTEREST AND RENTS	0.00	648.65	0.00	(648.65)	100.00
OTHER	OTHER REVENUE	40,000.00	32,724.36	32,724.36	7,275.64	81.81
TOTAL REVENUES		40,000.00	33,373.01	32,724.36	6,626.99	83.43
Expenditures						
000		40,000.00	0.00	0.00	40,000.00	0.00
965	TRANSFERS OUT	0.00	0.00	0.00	0.00	0.00
999	TRANSFERS IN	0.00	0.00	0.00	0.00	0.00
TOTAL EXPENDITURES		40,000.00	0.00	0.00	40,000.00	0.00
TOTAL REVENUES		40,000.00	33,373.01	32,724.36	6,626.99	83.43
TOTAL EXPENDITURES		40,000.00	0.00	0.00	40,000.00	0.00
NET OF REVENUES & EXPENDITURES		0.00	33,373.01	32,724.36	(33,373.01)	100.00

GL NUMBER	DESCRIPTION	2020-21 AMENDED BUDGET	YTD BALANCE 11/30/2020	ACTIVITY FOR MONTH 11/30/2020	AVAILABLE BALANCE	% BDGT USED
Fund 716 - CARR FUND						
Revenues						
INT	INTEREST AND RENTS	200.00	0.00	0.00	200.00	0.00
OTHER	OTHER REVENUE	0.00	0.00	0.00	0.00	0.00
TOTAL REVENUES		200.00	0.00	0.00	200.00	0.00
Expenditures						
000		0.00	0.00	0.00	0.00	0.00
999	TRANSFERS IN	0.00	0.00	0.00	0.00	0.00
TOTAL EXPENDITURES		0.00	0.00	0.00	0.00	0.00
TOTAL REVENUES		200.00	0.00	0.00	200.00	0.00
TOTAL EXPENDITURES		0.00	0.00	0.00	0.00	0.00
NET OF REVENUES & EXPENDITURES		200.00	0.00	0.00	200.00	0.00

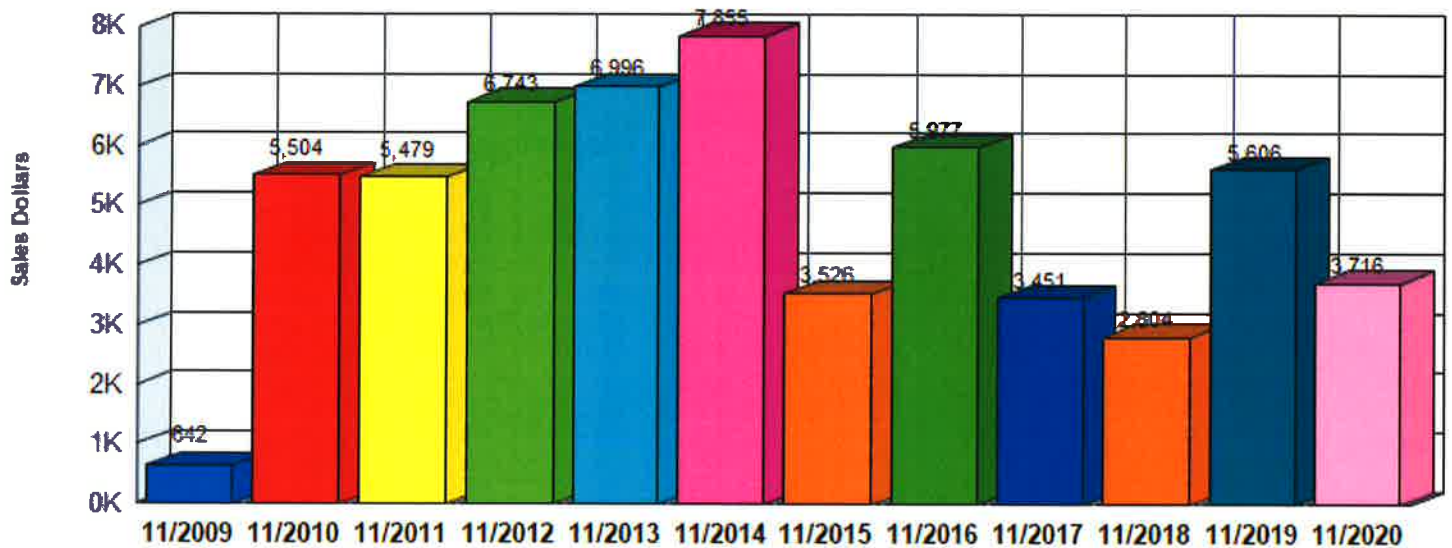
REVENUE AND EXPENDITURE REPORT FOR CITY OF LOWELL
 PERIOD ENDING 11/30/2020

GL NUMBER	DESCRIPTION	2020-21 AMENDED BUDGET	YTD BALANCE 11/30/2020	ACTIVITY FOR MONTH 11/30/2020	AVAILABLE BALANCE	% BDGT USED
Fund 717 - PENSION TRUST FUND						
Revenues						
INT	INTEREST AND RENTS	0.00	0.00	0.00	0.00	0.00
OTHER	OTHER REVENUE	0.00	0.00	0.00	0.00	0.00
TOTAL REVENUES		0.00	0.00	0.00	0.00	0.00
Expenditures						
000		0.00	0.00	0.00	0.00	0.00
999	TRANSFERS IN	0.00	0.00	0.00	0.00	0.00
TOTAL EXPENDITURES		0.00	0.00	0.00	0.00	0.00
TOTAL REVENUES		0.00	0.00	0.00	0.00	0.00
TOTAL EXPENDITURES		0.00	0.00	0.00	0.00	0.00
NET OF REVENUES & EXPENDITURES		0.00	0.00	0.00	0.00	0.00

REVENUE AND EXPENDITURE REPORT FOR CITY OF LOWELL
 PERIOD ENDING 11/30/2020

GL NUMBER	DESCRIPTION	2020-21 AMENDED BUDGET	YTD BALANCE 11/30/2020	ACTIVITY FOR MONTH 11/30/2020	AVAILABLE BALANCE	% BDGT USED
Fund 718 - CARR FUND II						
Revenues						
INT	INTEREST AND RENTS	50.00	0.00	0.00	50.00	0.00
OTHER	OTHER REVENUE	0.00	0.00	0.00	0.00	0.00
TOTAL REVENUES		<u>50.00</u>	<u>0.00</u>	<u>0.00</u>	<u>50.00</u>	<u>0.00</u>
Expenditures						
000		0.00	0.00	0.00	0.00	0.00
965	TRANSFERS OUT	0.00	0.00	0.00	0.00	0.00
999	TRANSFERS IN	0.00	0.00	0.00	0.00	0.00
TOTAL EXPENDITURES		<u>0.00</u>	<u>0.00</u>	<u>0.00</u>	<u>0.00</u>	<u>0.00</u>
TOTAL REVENUES		50.00	0.00	0.00	50.00	0.00
TOTAL EXPENDITURES		0.00	0.00	0.00	0.00	0.00
NET OF REVENUES & EXPENDITURES		<u>50.00</u>	<u>0.00</u>	<u>0.00</u>	<u>50.00</u>	<u>0.00</u>
TOTAL REVENUES - ALL FUNDS		7,590,462.02	3,869,548.90	317,980.52	3,720,913.12	50.98
TOTAL EXPENDITURES - ALL FUNDS		8,989,572.99	3,589,364.49	505,836.94	5,400,208.50	39.93
NET OF REVENUES & EXPENDITURES		<u>(1,399,110.97)</u>	<u>280,184.41</u>	<u>(187,856.42)</u>	<u>(1,679,295.38)</u>	<u>20.03</u>

<u>Month & Year</u>	<u>Avg. RO</u>	<u>Car Count</u>	<u>Sales Amount</u>	<u>Avg. Labor</u>	<u>Total Labor</u>	<u>Avg. Parts</u>	<u>Total Parts</u>
11/2009	107.00	6	642.01	85.00	510.00	17.75	106.51
11/2010	458.64	12	5,503.66	296.50	3,558.00	157.19	1,886.26
11/2011	608.82	9	5,479.36	238.11	2,142.95	363.80	3,274.16
11/2012	259.36	26	6,743.29	139.85	3,636.00	113.04	2,938.99
11/2013	636.00	11	6,995.98	345.94	3,805.29	281.25	3,093.79
11/2014	714.06	11	7,854.61	417.27	4,590.00	286.83	3,155.11
11/2015	503.72	7	3,526.05	394.29	2,760.00	103.01	721.05
11/2016	398.43	15	5,976.52	152.20	2,283.00	240.38	3,605.77
11/2017	287.61	12	3,451.34	185.50	2,226.00	96.02	1,152.29
11/2018	934.82	3	2,804.46	355.00	1,065.00	569.32	1,707.96
11/2019	373.71	15	5,605.58	320.22	4,803.34	44.46	666.92
11/2020	337.81	11	3,715.92	325.92	3,585.09	1.43	15.71
Totals:		138	58,298.78		\$34,964.67		\$22,324.52



Note: Labor and Part columns do not include Shop Supplies or Hazmat

Dept. of Public Works, City of Lowell

217 S. Hudson

Lowell, MI 49331

Phone: 616-897-5929 Fax: 616- -

Posted Totals by Invoice Number

Report Date: 12/03/2020

Period From: 11/01/2020 To: 11/30/2020

Invoice Number	Date	Name	Tax	Total	Balance Due
001600	11/11/2020	Equipment	0.00	96.98	157.50
001601	11/11/2020	Equipment	0.00	23.10	157.50
001602	11/02/2020	Equipment	0.00	47.21	157.50
001603	11/03/2020	Equipment	0.00	725.28	157.50
001604	11/17/2020	Equipment	0.00	531.26	157.50
001606	11/20/2020	Equipment	0.00	278.34	157.50
001607	11/11/2020	Equipment	0.00	458.11	157.50
001608	11/20/2020	Equipment	0.00	376.49	157.50
001609	11/10/2020	Equipment	0.00	622.95	157.50
001610	11/17/2020	Equipment	0.00	97.62	157.50
001611	11/17/2020	City Hall, Organization.	0.00	458.58	
Grand Totals:			0.00	3,715.92	1,575.00
Number of Invoices:	11	* - Indicates a Counter Sale			
Averages:				\$337.81	143.18

**LOWELL POLICE DEPARTMENT
MONTHLY REPORT SUMMARY
CALENDAR YEAR 2020**

Complaint Book Total	203	369	512	628	752	944	1136	1374	1547	1740	1902		
Activity	JAN	FEB	MAR	APR	MAY	JUN	JUL	AUG	SEP	OCT	NOV	DEC	TOTAL
Total Arrests	12	13	10	0	7	5	7	6	7	12	8		87
Alcohol (MIP/Open Intox)	2	0	0	0	0	1	0	0	0	4	1		8
Drug Law Violations	0	0	0	0	0	0	0	1	0	1	0		2
Drunk Driving	1	2	1	0	2	2	0	1	0	1	1		11
Suspended License	0	4	2	0	2	0	3	1	1	1	0		14
Warrant Arrest	4	2	4	0	2	1	3	0	5	3	1		25
Other Arrests	5	5	3	0	1	1	1	3	1	2	5		27
Assault	5	0	0	0	1	0	0	0	0	5	0		11
Assault (Civil/Verbal)	2	5	3	6	1	4	11	8	5	3	4		52
Assault (Domestic)	4	0	5	1	4	4	1	0	0	1	0		20
Assist from Other Agency	13	9	6	2	13	13	1	4	4	3	5		73
Assist to Other Agency	14	20	18	17	26	17	24	18	14	17	13		198
Assist to Citizen	17	26	15	11	14	26	28	61	59	57	61		375
Breaking & Entering	1	0	0	1	1	2	0	0	1	3	0		9
Disorderly Conduct	3	4	1	6	1	1	4	1	0	1	4		26
Dog/Animal	5	2	5	0	3	1	2	3	0	2	0		23
Larceny	4	2	2	5	4	6	3	9	4	6	2		47
Malicious Destruction	0	2	2	1	0	0	3	0	0	1	0		9
Motorist Assist	9	6	3	2	5	7	2	7	10	8	1		60
Ordinance Violations	10	6	6	4	2	9	3	0	2	3	1		46
Accident Total	8	9	5	6	4	3	7	11	9	6	4		72
{Property Damage}	8	6	5	6	4	2	6	7	9	6	4		63
{Personal Injury}	0	3	0	0	0	1	1	4	0	0	0		9
Citations Issued	38	47	15	0	30	6	25	12	31	25	17		246
Traffic Stops: Warned	109	101	55	4	9	36	95	56	59	60	42		626
Total # of Traffic Stops	147	130	62	2	38	40	130	72	89	85	57		852

**MONTHLY COMPARISON TOTALS
NOVEMBER 2019 AND 2020**

ACTIVITY	NOVEMBER	2019 YEAR-TO-DATE	NOVEMBER	2020 YEAR-TO-DATE
Total Arrests	15	210	8	87
Alcohol (MIP/Open Intox)	0	23	1	8
Drug Law Violations	2	11	0	2
Drunk Driving	2	19	1	11
Suspended License	1	16	0	14
Warrant Arrest	4	75	1	25
Other Arrests	6	66	5	27
Assault	3	17	0	11
Assault (Verbal)	6	44	4	52
Assault (Domestic)	5	19	0	20
Assist from Other Agency	7	106	5	73
Assist to Other Agency	17	172	13	198
Assist to Citizen	28	339	61	375
Breaking & Entering	0	14	0	9
Disorderly Conduct	3	48	4	26
Dog Complaints	4	40	0	23
Larceny	7	87	2	47
Malicious Destruction	2	22	0	9
Motorist Assist	4	95	1	60
Ordinance Violations	5	51	1	46
Accident Total	12	120	4	72
{Property Damage}	12	109	4	63
{Personal Injury}	0	11	0	9
Citations Issued	37	340	17	246
Traffic Stops: Warned	116	1028	42	626
# of Traffic Stops Made	150	1279	57	852
TOTAL COMPLAINTS	187	2088	162	1902

**AGENCIES ASSISTING LOWELL P.D.
NOVEMBER 2020**

20-1743	11/2/2020	VERBAL DOMESTIC	KENT COUNTY	BACK UP
20-1811	11/12/2020	CHECK WELLBEING	KENT COUNTY	BACK UP
20-1853	11/18/2020	ALARM	KENT COUNTY	BACK UP
20-1869	11/24/2020	SUSPICIOUS	KENT COUNTY	BACK UP
20-1889	11/27/2020	DISORDERLY	KENT COUNTY	BACK UP

**LOWELL P.D. ASSISTING OTHER AGENCIES
NOVEMBER 2020**

20-1741	11/01/2020	SUSPICIOUS	KENT COUNTY	ASSIST	VERGENNES TWP
20-1742	11/01/2020	SUICIDAL THREATS	ROCKFORD AMBULANCE	ASSIST	CITY OF LOWELL
20-1748	11/02/2020	SUSPICIOUS	MSP	ASSIST	CITY OF LOWELL
20-1766	11/6/2020	SUSPICIOUS	KENT COUNTY	ASSIST	LOWELL TWP
20-1775	11/7/2020	OUID	KENT COUNTY	ASSIST	VERGENNES TWP
20-1788	11/9/2020	SUICIDAL THREATS	KENT COUNTY	ASSIST	LOWELL TWP
20-1806	11/11/2020	SUSPICIOUS	ROCKFORD AMBULANCE	ASSIST	CITY OF LOWELL
20-1859	11/20/2020	MISSING PERSON	KENT COUNTY	ASSIST	LOWELL TWP
20-1868	11/23/2020	FIRE	LOWELL FIRE	ASSIST	CITY OF LOWELL
20-1883	11/25/2020	PDA	KENT COUNTY	ASSIST	LOWELL TWP
20-1885	11/26/2020	SUSPICIOUS	MSP	ASSIST	BOWNE TWP
20-1887	11-27-2020	FIRE	LOWELL FIRE	ASSIST	CITY OF LOWELL
20-1895	11/29/2020	SUSPICIOUS	ROAD COMMISSION	ASSIST	LOWELL TWP
20-1897	11/30/2020	SUSPICIOUS	KENT COUNTY	ASSIST	LOWELL TWP

CITY OF LOWELL
REPORT FOR : NOVEMBER
FOR: Michael Burns

DRINKING WATER TREATMENT AND FILTRATION PLANT

A TOTAL OF: 17.34907 MILLION GALLONS OF RAW WATER WAS TREATED FOR THE
MONTH OF: NOVEMBER TOTAL PUMPING TIME, TREATMENT AND THE DISTRIBUTION
OF THE FINISHED WATER TO THE SYSTEM REQUIRED 273.43 HOURS, WHICH RESULTED IN
323.5 MAN HOURS FOR THE OPERATION.

CHEMICAL COST PER MILLION GALLONS: \$ 137.59

ELECTRICAL COST PER MILLION GALLONS: \$ 260.07

TOTAL COST PER MILLION GALLONS: \$ 397.66

WATER PRODUCTION

DAILY AVERAGE: 0.578 MILLION GALLONS

DAILY MAXIMUM: 0.701 MILLION GALLONS

DAILY MINIMUM: 0.443 MILLION GALLONS

THE AVERAGE PLANT OPERATION TIME WAS 8.8204 HOURS PER DAY.

Monthly Operating Report

for the . . .

Contract Operation

of the . . .



Wastewater Treatment Plant

November 2020





December 17, 2020

Mr. Mike Burns
City Manager
City of Lowell
301 East Main Street
Lowell, MI 49331

Dear Mr. Burns:

On behalf of Suez I am pleased to submit the November Monthly Operating Report for the Lowell Wastewater Treatment Plant. During the month 28.41 million gallons of wastewater were treated, up slightly from 27.74 million gallons the month before.

All NPDES Permit requirements were satisfied. Copies of the Discharge Monitoring Report for the month can be seen in Appendix A. Appendix B contains graphs representing how the actual lab results compared to the limits in the NPDES Permit and how the actual plant flows compared to the design flow.

INDUSTRIAL PRETREATMENT PROGRAM

The Fullers Septic November surcharges were \$30.36 for the month. No operational problems were experienced at the plant from this discharge.

The Litehouse November surcharges were \$2,040.09. No operational problems were experienced at the plant from this discharge.

MAINTENANCE COST REPORT

Date	Vendor	Cost
11/1	Ace Hardware (1)	\$ 187.30
11/10	FixAll Electric (2)	95.00
11/11	Meijer (3)	73.12
11/19	Auto Zone (4)	38.74
11/19	Tractor Supply (5)	16.94
Beginning Balance of the Annual Maintenance Allowance (Including carryover \$\$ from FY 19-20)*		\$ 12,014.93*
Maintenance Allowance Spent YTD		\$ 3,988.30
Balance of Maintenance Allowance		\$ 8,026.63

*The maintenance spending for FY 19-20 was under the annual allotment by \$14.93. That amount will be added to the beginning balance on July 1st. That makes the beginning balance \$12,014.93 (\$12,000+14.93).

In addition to the preventive maintenance the following corrective maintenance activities occurred:

- Replaced cordless tool batteries (1)
- Installed oil drain piping on sanitary pumps (1)
- Diagnosed Bowes Road LS pump failure (2)
- Upgraded internet hardware (3)
- Replaced lights on portable generator (4) & (5)

PROJECTS FOR THE FUTURE

- Continue miscellaneous painting projects
- Conduct annual chlorinator calibrations
- Conduct annual fire extinguisher inspections

If you have any questions or would like additional information, please feel free to call me at your convenience.

Respectfully submitted,

SUEZ



Brian Vander Meulen
Project Manager

NOVEMBER EFFLUENT ANALYSIS OVERVIEW

The daily average for CBOD was 4 mg/l, 84% under the NPDES limit of 25 mg/l. The worst 7-day average was 5 mg/l, 88% under the NPDES limit of 40 mg/l.

The daily average for Suspended Solids was 4.3 mg/l, 86% under the NPDES limit of 30 mg/l. The worst 7-day average was 6.9 mg/l, 85% under the NPDES limit of 45 mg/l.

The monthly average for Phosphorus was 0.24 mg/l, the limit is 1.0 mg/l.

The average removal rate for BOD was 98%; a minimum of 85% is required. The average removal rate for Suspended Solids was 96%; a minimum of 85% is required.

The geometric average for fecal coliform bacteria was 71 colonies/100 mls, the limit is 200 colonies/100 mls. The worst 7-day average was 112 colonies/100 mls, the limit is 400 colonies/100 mls.

The highest chlorine residual was 38 ug/l; the limit is 38 ug/l. The monthly average was 29 ug/l.

Appendix A



State of Michigan
Department of Environmental Quality

Plant Influent Sheet

Lowell, Michigan

R4607 4/74
4833-6040

Weather Code	
1. Clear	6. Warm
2. Partly Cloudy	7. Cold
3. Cloudy	8. Windy
4. Rain	9. Melting Snow
5. Snow	

Plant No. 410049 Month November Year 2020

Superintendent's Signature Brian Vander Meulen, Supt.

WEATHER			FLOW		RAW SEWAGE QUALITY												
D A Y PN SF	Type Code	Precip Inches	Total MGD	Peak MGD	Temp F	pH SU	BOD		SS		Total-P		VSS	NH3-N		Mercury	D A Y PN SF
							mg/l	LBS	mg/l	LBS	mg/l	LBS	mg/l	mg/l	LBS	ng/l	
	0033	0045	50050	50051	00011	00400	00310	85001	00530	85002	00665	85004	00535	00610	00610	71900	
1	3578	0.00	0.97	1.30													1
2	27	0.00	0.91	1.40	60	7.3	182	1381	88	668			86				2
3	27	0.00	0.92	1.30													3
4	16	0.00	0.91	1.30	60	7.5	144	1093	104	789	1.9	14.4	96	11.5	87.3		4
5	26	0.00	0.91	1.40													5
6	16	0.00	0.86	1.40	62	7.4	232	1664	142	1018			132				6
7	16	0.00	0.88	1.30													7
8	16	0.00	0.95	1.40													8
9	16	0.00	0.89	1.40	60	7.4	174	1292	92	683			90				9
10	2468	0.84	0.99	2.00													10
11	17	0.00	0.93	1.40	62	7.3	288	2234	230	1784	3.5	27.1	214	12.5	97.0		11
12	247	0.06	0.94	1.40													12
13	27	0.00	0.94	1.50	59	7.5	173	1356	100	784			96				13
14	247	0.33	0.96	1.40													14
15	3478	0.12	0.96	1.40													15
16	278	0.00	0.95	1.40	61	7.5	138	1093	114	903			112				16
17	27	0.00	1.04	1.60													17
18	27	0.00	0.95	1.40	60	7.3	195	1545	94	745	2.3	18.2	90	13.3	105.4		18
19	27	0.00	0.98	1.40													19
20	27	0.00	0.95	1.40	60	7.5	225	1783	140	1109			136				20
21	27	0.00	0.92	1.50													21
22	347	0.03	0.96	1.40													22
23	27	0.00	0.96	1.40	60	7.5	153	1225	90	721			86				23
24	34579	0.22	0.98	1.40	60	7.5	180	1471	100	817	2.6	21.3	98	12.3	100.5		24
25	36	0.25	0.97	1.40	60	7.4	195	1578	98	793			74				25
26	36	0.00	0.94	1.30													26
27	27	0.00	0.95	1.50													27
28	17	0.00	0.96	1.30													28
29	17	0.00	1.00	1.50													29
30	27	0.00	0.98	1.30	57	7.5	129	1054	82	670			80				30
31																	31
TL	XXXX	1.85	28.41	XXXX	XXXX	XXXX	XXXX	43313	XXXX	26503	XXXX	608	XXXX	XXXX	2926.0265	XXXX	TL
ME	XXXX	XXXX	0.95	XXXX	60	7.4	185	1444	113	883	2.6	20.3	107	12.4	97.5	XXXX	ME
MAX	XXXX	0.84	1.04	2.00	62	7.5	288	2234	230	1784	3.5	27.1	214	13.3	105.4	XXXX	MAX
MIN	XXXX	XXXX	0.86	1.30	57	7.3	129	1054	82	668	1.9	14.4	74	11.5	87.3	XXXX	MIN

Activated Sludge Sheet

State of Michigan
Department of Environmental Quality

Lowell, Michigan

- PM Code
 1. Conventional
 2. Step Feed
 3. Complete Mix
 4. Extended Aeration
 5. Contact Stabilization
 6. Other

Plant No. Month Year
 410049 November 2020

Superintendent's Signature _____
 Brian Vander Meulen, Supt.

AERATION SYSTEM					MIXED LIQUOR						SECONDARY SLUDGE			Process Modifi- cation see code 80889	D A Y P N S F	REMARKS
D A Y P N S F	Aeration Volume KCF 80993	Detention Time Hours 81001	Sludge Age Days 80990	Organic Loading F/M 80992	MLSS mg/l 70323	MLVSS mg/l 70324	Settle. % 81004	SDI % 81007	DO mg/l 00300	SVI % 8100	SS % 81006	VSS % 70325	Waste Kgal 80991			
1	192	35.5											0.0	4	1	
2		37.9	39.2	0.06	2185	1805	18	1.21	6.2	82	0.38	0.31	22.0		2	
3		37.5											0.0		3	
4		37.9	28.8	0.06	1899	1577	15	1.27	6.0	79	0.30	0.25	22.2		4	
5		37.9											0.0		5	
6		40.1	29.6	0.07	2518	2090	20	1.26	4.3	79	0.46	0.38	0.0		6	
7		39.2											0.0		7	
8		36.3											0.0		8	
9		38.7	49.6	0.05	2829	2353	23	1.23	5.7	81	0.47	0.39	74.6		9	
10		34.8											95.0		10	
11		37.1	16.6	0.09	2469	2050	20	1.23	4.9	81	0.49	0.41	22.7		11	
12		36.7											0.0		12	
13		36.7	41.5	0.05	2717	2279	20	1.36	6.0	74	0.32	0.28	28.6		13	
14		35.9											0.0		14	
15		35.9											0.0		15	
16		36.3	30.4	0.05	2295	1922	21	1.09	5.4	92	0.48	0.40	24.3		16	
17		33.1											0.0		17	
18		36.3	40.3	0.06	2507	2089	21	1.19	5.9	84	0.46	0.38	0.0		18	
19		35.2											24.5		19	
20		36.3	27.6	0.07	2557	2111	25	1.02	5.2	98	0.49	0.40	0.0		20	
21		37.5											0.0		21	
22		35.9											0.0		22	
23		35.9	48.6	0.04	2925	2419	28	1.04	5.4	96	0.50	0.41	10.2		23	
24		35.2	41.0	0.05	2798	2303	25	1.12	5.4	89	0.50	0.41	0.0		24	
25		35.5	44.3	0.05	2933	2417	24	1.22	5.3	82	0.53	0.43	92.7		25	
26		36.7											102.8		26	
27		36.3											0.0		27	
28		35.9											0.0		28	
29		34.5											0.0		29	
30		35.2	40.0	0.05	2239	1846	20	1.12	7.3	89	0.33	0.27	0.0		30	
31															31	
TL	XXXX	XXXX	XXXX	XXXX	XXXX	XXXX	XXXX	XXXX	XXXX	XXXX	XXXX	XXXX	519.6	XXXX	TL	
ME	192	36.4	36.7	0.06	2529	2097	22	1.18	5.6	85	0.44	0.36	17.3	XXXX	ME	
MAX	XXXX	40.1	49.6	0.09	2933	2419	28	1.36	7.3	98	0.53	0.43	102.8	XXXX	MAX	
MIN	XXXX	33.1	16.6	0.04	1899	1577	15	1.02	4.3	74	0.30	0.25	XXXX	XXXX	MIN	

Remarks:

4833-5034
R4609 4/74

Final Effluent Sheet

State of Michigan
Department of Environmental Quality

Lowell, Michigan

	Fecal	Total
MF	31616	31504
MPW	31615	31505

Plant No. 410049 Month November Year 2020 Sampling Point Code 001

Superintendent's Signature Brian Vander Meulen, Supt.

R 4610 4/74
4833-5468

DAY PN SF	CBOD			SS			Total - P			VSS	pH	DO	F.Coli	NH3		Cl2	Mercury	DAY PN SF
	mg/l	LBS.	% Rem	mg/l	LBS.	% Rem	mg/l	LBS.	% Rem	mg/l	SU	mg/l	#/100ml	mg/l	LBS.	ug/l	ng/l	
	80082	85001	80091	00530	85002	81011	00665	85004	81012	00535	00400	00300	31616	00610	00610	50060	71900	
1																		1
2	3	23	98	4.4	33	95				4.2	7.5	10.3	35			36		2
3																		3
4	3	23	98	3.4	26	97	0.20	1.52	89	2.6	7.5	9.9	52	0.02	0.15	38		4
5																		5
6	2	14	99	3.4	24	98				3.2	7.4	9.9	69			25		6
7																		7
8																		8
9	3	22	98	4.8	36	95				4.4	7.4	9.4	48			36		9
10																		10
11	4	31	99	0.8	6	100	0.24	1.86	93	0.4	7.3	9.3	136	0.09	0.70	5		11
12																		12
13	3	24	98	2.2	17	98				2.0	7.4	10.0	96			36		13
14																		14
15																		15
16	4	32	97	3.4	27	97				3.2	7.5	10.2	108			31		16
17																		17
18	5	40	97	4.8	38	95	0.27	2.14	88	4.4	7.6	10.5	74	0.18	1.43	29		18
19																		19
20	3	24	99	3.6	29	97				3.2	7.4	10.1	88			29		20
21																		21
22																		22
23	6	48	96	6.0	48	93				5.6	7.5	10.2	131			18		23
24	4	33	98	6.0	49	94	0.25	2.04	90	5.6	7.5	10.3	81	0.11	0.90	36		24
25	4	32	98	8.8	71	91				6.0	7.5	10.3	63			33		25
26																		26
27																		27
28																		28
29																		29
30	3	25	98	4.0	33	95				3.6	7.5	10.7	33			31		30
31																		31
TL	XXXX	852	XXXX	XXXX	1009	XXXX	XXXX	56.7	XXXX	XXXX	XXXX	XXXX	XXXX	XXXX	23.81	XXXX	XXXX	TL
ME	4	28	98	4.3	34	96	0.24	1.89	90	3.7	7.5	10.1	71	0.10	0.79	29	XXXX	ME
WA	5	38	97	6.9	56	93	XXXX	XXXX	XXXX	5.7	7.5	9.5	112	0.18	1.43	33	XXXX	WA
MAX	6	48	99	8.8	71	100	0.27	2.14	93	6.0	7.6	10.7	136	0.18	1.43	38	XXXX	MAX
MIN	2	14	96	0.8	6	91	0.20	1.52	88	0.4	7.3	9.3	33	0.02	0.15	5	XXXX	MIN

Remarks: Fecal Coli for November are actually "Greater Than"
Cl2 Residuals for November are actually "Less Than"

Miscellaneous Sheet

Lowell, Michigan

R 4607 4/74
4833-6040

Plant No. 410049 Month November Year 2020

Superintendent's Signature Brian Vander Meulen, Supt.

D A Y P N S F	Grit	Aux Fuel	Power Consumption	Chemicals Applied		
	CF	Nat. Gas CF	KWH	CL2 LBS	FeCL2 GAL	
		2	3			
1	1	15	1.6	4	20	
2	1	19	1.8	8	20	
3	1	6	1.8	7	20	
4	1	3	1.6	5	20	
5	1	4	1.6	8	20	
6	1	5	1.6	10	20	
7	1	1	1.4	2	20	
8	1	1	1.6	10	20	
9	1	2	1.6	7	20	
10	1	0	1.8	6	20	
11	1	6	1.4	7	20	
12	1	9	1.6	8	20	
13	1	10	1.6	8	20	
14	1	6	1.6	6	20	
15	1	12	1.4	8	20	
16	1	22	1.6	8	20	
17	1	14	1.6	8	20	
18	1	17	1.4	8	20	
19	1	7	1.6	4	20	
20	1	6	1.6	8	25	
21	1	6	1.4	8	20	
22	1	11	1.6	7	20	
23	1	20	1.6	7	20	
24	1	19	1.6	8	20	
25	1	14	1.8	10	20	
26	1	13	1.6	8	20	
27	1	11	1.4	7	25	
28	1	7	1.6	7	20	
29	1	12	1.6	8	15	
30	1	26	1.6	10	25	
31	1					
TL	31	302	47.6	220	610	0
ME	1	10	1.6	7	20	0
MAX	1	26	1.8	10	25	0
MIN	1	0	1.4	2	15	0

Manpower						
Position Title	Full Time	Part Time	Total Hours	No. of Vac.	No. of Separations	No. of New Hires
Superintendent	1	0	168	0	0	0
Shift Operator	1	1	186	0	0	0
Total	2	1	354	0	0	0
Weekday Hrs.	9					
Saturday Hrs.	4					
Sunday Hrs.	4					
Holiday Hrs.	4					

PERMITTEE NAME/ADDRESS (Include Facility Name/Location if Different)

NAME: LOWELL WWTP
ADDRESS: 301 EAST MAIN STREET
 LOWELL MI 49331

NATIONAL POLLUTANT DISCHARGE ELIMINATION SYSTEM (NPDES)
 DISCHARGE MONITORING REPORT (DMR)

MI0020311	001 A
PERMIT NUMBER	DISCHARGE NUMBER

MINOR
 (SUBR GG)
 F-FINAL
 001 MUN.WASTE20--FLAT RIVER

FACILITY: LOWELL WWTP
LOCATION: LOWELL MI 49331
ATTN: BRIAN VANDER MEULEN

MONITORING PERIOD						
YEAR	MO	DAY		YEAR	MO	DAY
FROM 2020	11	01	TO	2020	11	30

*** NO DISCHARGE ***
 NOTE: Read Instructions before completing this form.

PARAMETER	SAMPLE MEASUREMENT / PERMIT REQUIREMENT	QUANTITY OR LOADING			QUALITY OR CONCENTRATION				NO. EX	FREQUENCY OF ANALYSIS	SAMPLE TYPE
		AVERAGE	MAXIMUM	UNITS	MINIMUM	AVERAGE	MAXIMUM	UNITS			
FLOW, IN CONDUIT OR THRU TREATMENT PLANT 50050 1 0 0 EFFLUENT GROSS VALUE		0.95	1.04	(03)	*****	*****	*****		-	7/7	RECORD FLOW
		REPORT MONTHLY AVG	REPORT DAILY MAX	MGD	*****	*****	*****	****		WEEKDAYS	RECORD FLOW
SOLIDS, TOTAL SUSPENDED 00530 B 0 0 PRIOR TO DISINFECT		34	56	(26)	*****	4.3	6.9	(19)	0	3/7	24 HR COMP
		360	530		*****	30	45			WEEKDAYS	24 HR COMP
		MONTHLY AVG	7 DAY AVG	lbs/day		MONTHLY AVG	7 DAY AVG	mg/L			
BOD, CARBONACEOUS 05 DAY, 20C 80082 B 0 0 PRIOR TO DISINFECT		28	38	(26)	*****	4	5	(19)	0	3/7	24 HR COMP
		300	470		*****	25	40			WEEKDAYS	24 HR COMP
		MONTHLY AVG	7 DAY AVG	lbs/day		MONTHLY AVG	7 DAY AVG	mg/L			
NITROGEN, AMMONIA TOTAL (AS N) 00610 B 1 0 PRIOR TO DISINFECT		*****	1.43	(26)	*****	*****	0.18	(19)	0	1/7	24 HR COMP
		*****	REPORT DAILY MAX	lbs/day	*****	*****	REPORT DAILY MAX	mg/L		WEEKLY	24 HR COMP
PHOSPHORUS, TOTAL (AS P) 00665 B 0 0 PRIOR TO DISINFECT		1.9	2.1	(26)	*****	0.24	0.27	(19)	0	1/7	24 HR COMP
		12	REPORT DAILY MAX	lbs/day	*****	1.0	REPORT DAILY MAX	mg/L		WEEKLY	24 HR COMP
		MONTHLY AVG				MONTHLY AVG					
CHLORINE, TOTAL RESIDUAL 50060 P 0 0 SEE COMMENTS BELOW		*****	*****	****	*****	*****	38	(19)	0	3/7	GRAB
		*****	*****	****	*****	*****	38			WEEKDAYS	GRAB
			DAILY MAX				DAILY MAX	ug/l			
MERCURY, TOTAL 71900 B 0 0 PRIOR TO DISINFECT		*****	*G		*****	*****	*G		0	1/90	GRAB
		*****	Report Max Monthly Avg	lbs/day	*****	*****	Report Max Monthly Avg	ng/L		QUARTERLY	GRAB

NAME/TITLE PRINCIPAL EXECUTIVE OFFICER Brian Vander Meulen, Supt. TYPED OR PRINTED	I certify under penalty of law that this document and all attachments were prepared under my direction or supervision in accordance with a system designed to assure that qualified personnel properly gather and evaluate the information submitted. Based on my inquiry of the person or persons who manage the system, or those persons directly responsible for gathering the information, the information submitted is, to the best of my knowledge and belief, true, accurate, and complete. I am aware that there are significant penalties for submitting false information, including the possibility of fine and imprisonment for knowing violations.	PHONE NUMBER		DATE		
		(616) 897-8135	2020	12	10	
SIGNATURE OF PRINCIPAL EXECUTIVE OFFICER OR AUTHORIZED AGENT		AREA CODE	NUMBER	YEAR	MO	DAY

COMMENTS AND EXPLANATION OF ANY VIOLATIONS (Reference all attachments here)

P=AFTER DISINFECTION

PERMITTEE NAME/ADDRESS (Include Facility Name/Location if Different)

NAME: LOWELL WWTP
ADDRESS: 301 EAST MAIN STREET
 LOWELL MI 49331

NATIONAL POLLUTANT DISCHARGE ELIMINATION SYSTEM (NPDES)

DISCHARGE MONITORING REPORT (DMR)

MI0020311	001 A
PERMIT NUMBER	DISCHARGE NUMBER

MINOR
 (SUBR GG)
 F-FINAL
 001 MUN. WASTE H2O--FLAT RIVER

FACILITY: LOWELL WWTP
LOCATION: LOWELL MI 49331
ATTN: BRIAN VANDER MEULEN

MONITORING PERIOD						
YEAR	MO	DAY		YEAR	MO	DAY
FROM 2020	11	01		TO 2020	11	30

*** NO DISCHARGE ***

NOTE: Read Instructions before completing this form.

PARAMETER	SAMPLE MEASUREMENT / PERMIT REQUIREMENT	QUANTITY OR LOADING			QUALITY OR CONCENTRATION				NO. EX	FREQUENCY OF ANALYSIS	SAMPLE TYPE
		AVERAGE	MAXIMUM	UNITS	MINIMUM	AVERAGE	MAXIMUM	UNITS			
MERCURY, TOTAL	SAMPLE MEASUREMENT	*****	0.000006		*****	*****	0.53		0	1/90	CALCTD
71900 X 0 0 PRIOR TO DISINFECT	PERMIT REQUIREMENT	*****	0.000024	12-Mo Rolling Avg lbs/day	*****	*****	2.0	12-Mo Rolling Avg ng/L		QUARTERLY	CALCTD
COLIFORM, FECAL GENERAL	SAMPLE MEASUREMENT	*****	*****		*****	71	112	(19)	0	3/7	GRAB
74055 P 0 0 SEE COMMENTS BELOW	PERMIT REQUIREMENT	*****	*****	*****	*****	200 MONTHLY AVG	400 7 DAY AVG	mg/L		DAILY	GRAB
BOD, 5-DAY PERCENT REMOVAL	SAMPLE MEASUREMENT	*****	*****		98	*****	96	(23)	0	1/30	CALCTD
81010 K 0 0 PERCENT REMOVAL	PERMIT REQUIREMENT	*****	*****	*****	85 MIN % REMOVAL	*****	Minimum Daily % Removal	PER-CENT		ONCE/MON	CALCTD
SOLIDS, SUSPENDED PERCENT REMOVAL	SAMPLE MEASUREMENT	*****	*****		96	*****	91	(23)	0	1/30	CALCTD
81011 K 0 0 PERCENT REMOVAL	PERMIT REQUIREMENT	*****	*****	*****	85 MIN % REMOVAL	*****	Minimum Daily % Removal	PER-CENT		ONCE/MON	CALCTD
pH	SAMPLE MEASUREMENT	*****	*****		7.3	*****	7.6	(12)	0	3/7	GRAB
00400 P 0 0 SEE COMMENTS BELOW	PERMIT REQUIREMENT	*****	*****	****	6.5 DAILY MINIMUM	*****	9.0 DAILY MAX	S.U.		WEEKDAYS	GRAB
OXYGEN, DISSOLVED (DO)	SAMPLE MEASUREMENT	*****	*****		9.3	*****	*****	(19)	0	3/7	GRAB
00300 P 0 0 SEE COMMENTS BELOW	PERMIT REQUIREMENT	*****	*****	****	3.0 DAILY MINIMUM	*****	*****	mg/L		WEEKDAYS	GRAB
	SAMPLE MEASUREMENT										
	PERMIT REQUIREMENT										

NAME/TITLE PRINCIPAL EXECUTIVE OFFICER	I certify under penalty of law that this document and all attachments were prepared under my direction or supervision in accordance with a system designed to assure that qualified personnel properly gather and evaluate the information submitted. Based on my inquiry of the person or persons who manage the system, or those persons directly responsible for gathering the information, the information submitted is, to the best of my knowledge and belief, true, accurate, and complete. I am aware that there are significant penalties for submitting false information, including the possibility of fine and imprisonment for knowing violations.	PHONE NUMBER		DATE			
		(616) 897-8135	2020	12	10		
TYPED OR PRINTED		SIGNATURE OF PRINCIPAL EXECUTIVE OFFICER OR AUTHORIZED AGENT	AREA CODE	NUMBER	YEAR	MO	DAY

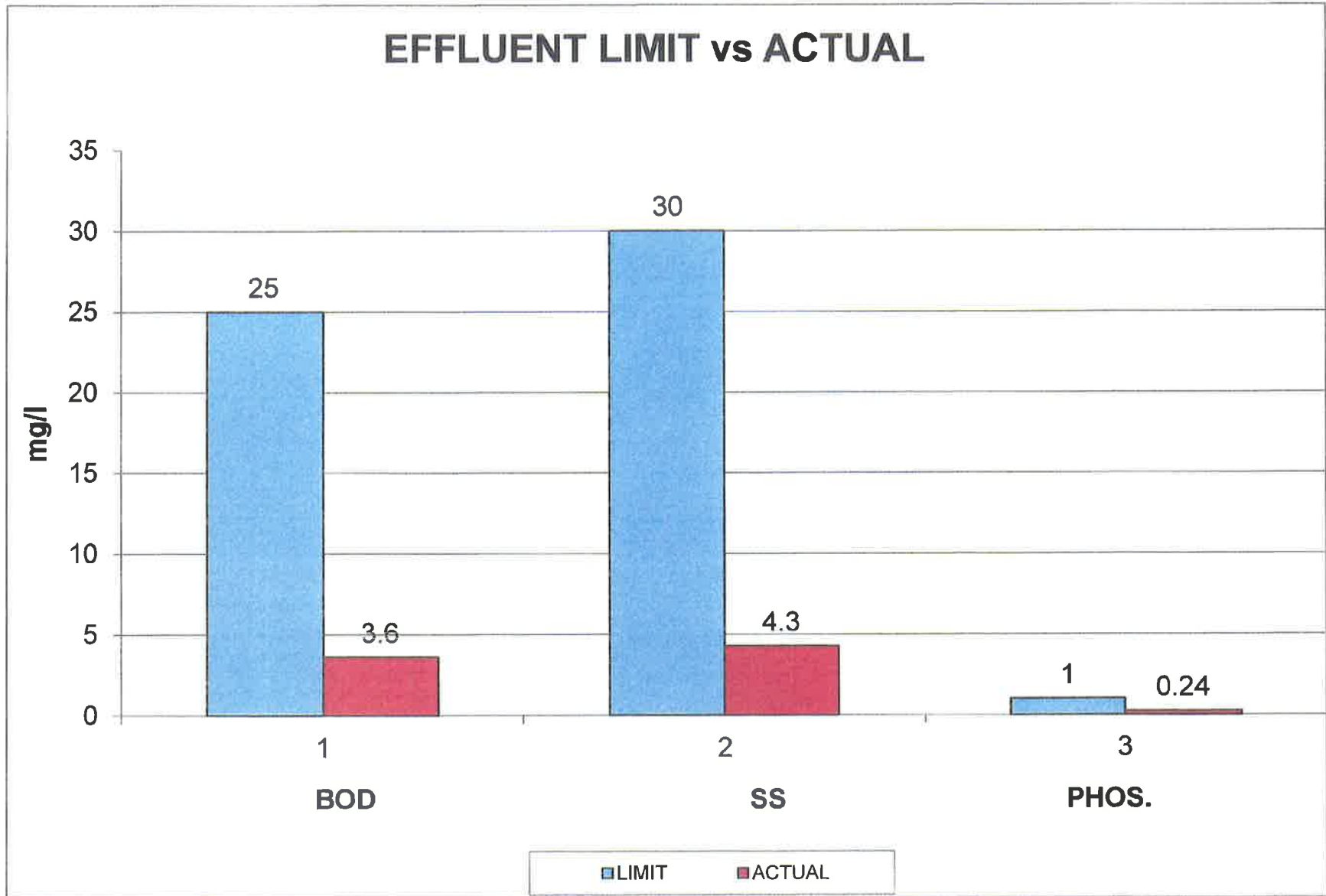
COMMENTS AND EXPLANATION OF ANY VIOLATIONS (Reference all attachments here)

P=AFTER DISINFECTION

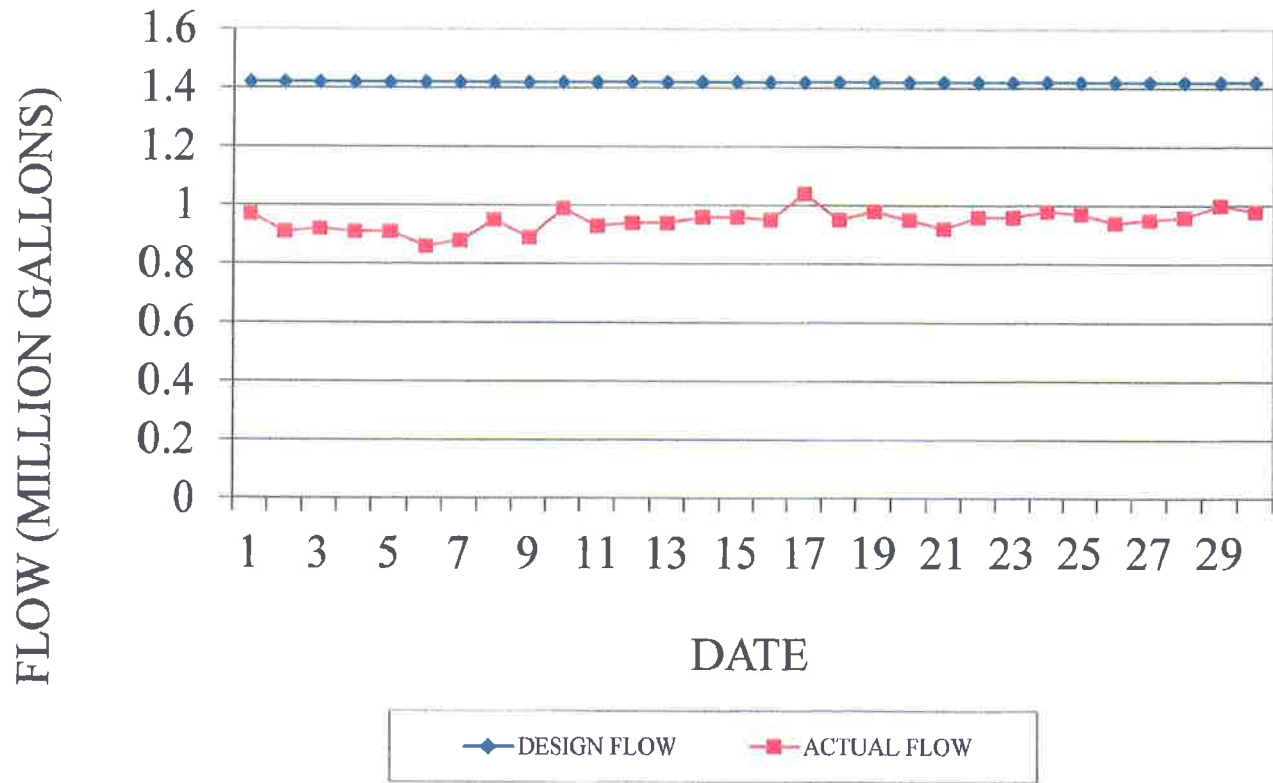
Appendix B



EFFLUENT LIMIT vs ACTUAL



DESIGN FLOW vs ACTUAL FLOW



APPOINTMENTS

	Expires
Airport Board	
Vacancy (Jeff Altoft – Currently Serving)	01/01/2021
Vacancy (Jim Myaard – Currently Serving)	01/01/2021
Arbor Board	
Vacancy (Melissa Spino – Currently Serving)	06/30/2020
Board of Review	
Vacancy (Martin McPhee – Currently Serving)	01/01/2021
Vacancy (Leah Vredenburg – Currently Serving)	01/01/2021
Vacancy (Jim Hodges – Currently Serving)	01/01/2021
Vacancy (open - alternate)	01/01/2021
Construction Board of Appeals	
Vacancy	01/01/2021
Downtown Development Authority	
Vacancy (Dr. James Reagan – Currently Serving)	01/01/2021
Vacancy (Brian Doyle – Currently Serving)	01/01/2021
Downtown Historic District Commission	
Vacancy (Nancy Wood – Currently Serving)	01/01/2021
Vacancy (Stephen Doyle – Currently Serving)	01/01/2021
Local Officers Compensation Commission	
Vacancy (Roger LaWarre – Currently Serving)	06/30/2020
Lowell Area Fire and Emergency Services Authority	
Vacancy (Dave Pasquale – Currently Serving)	01/01/2020
Parks and Recreation Commission	
Vacancy (Susan Pomper – Currently Serving)	01/01/2021
Vacancy (Theresa Mundt – Currently Serving)	01/01/2021